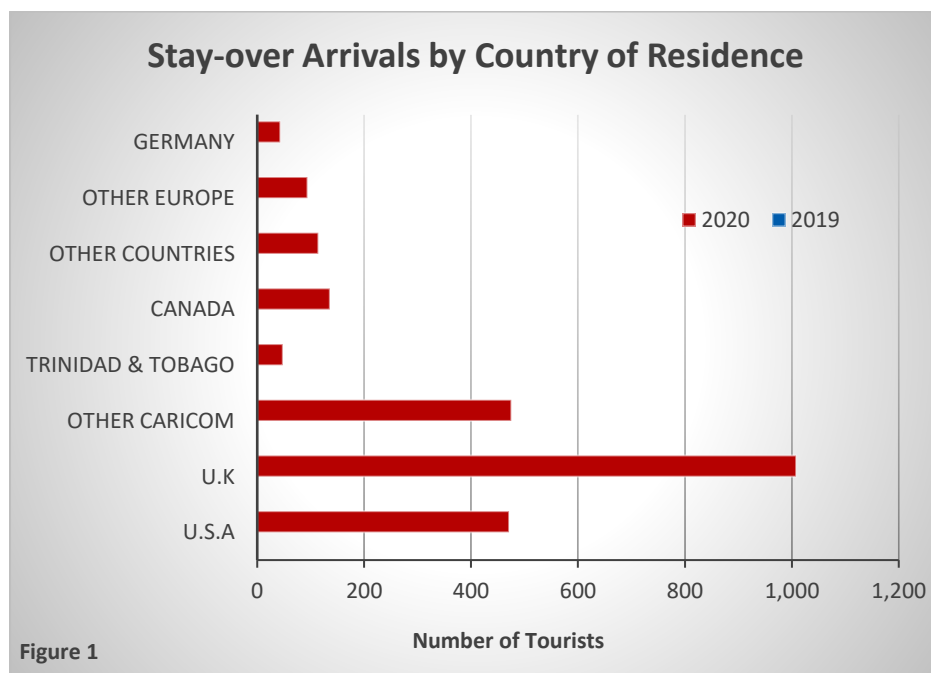


### Stay-Over Visitors and Cruise Ship Passenger Arrivals

October 2020 reported **2,389** visitor arrivals. No cruise arrivals were recorded for October 2020, however, there were **2** cruise calls to the island during the month under review.



Stay-over arrivals from Germany were 43

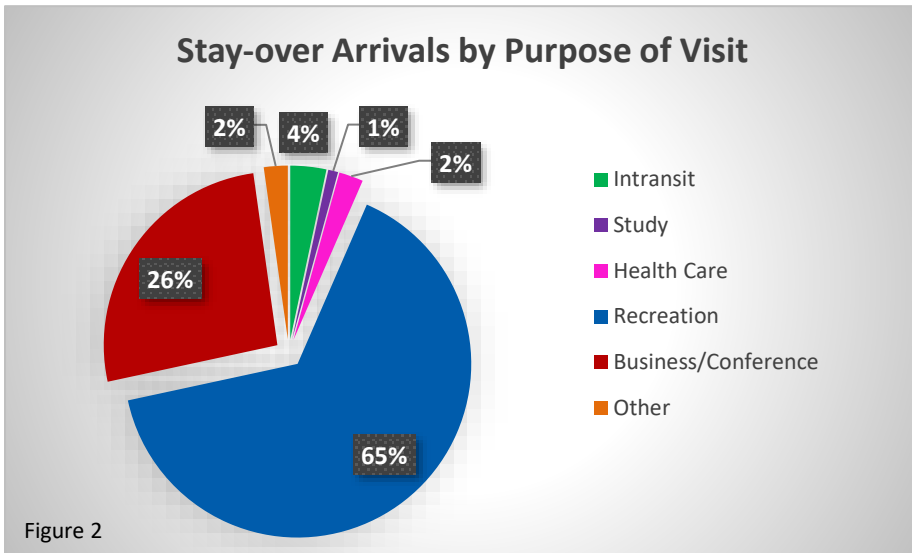
The UK recorded the highest number of stay-over arrivals for October 2020 – 1,008

**Cruise**

There were 2 cruise calls in October 2020, but no cruise arrivals were reported (↓)

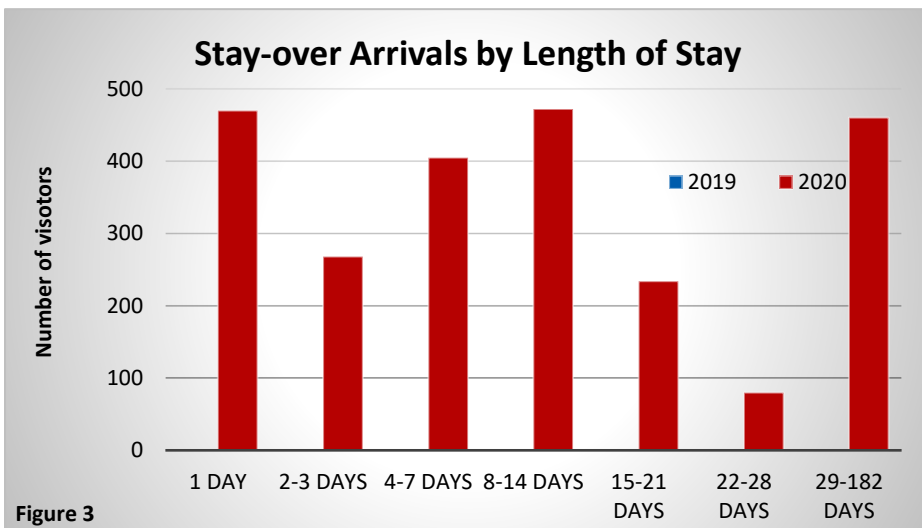
**Other Highlights:**

Among the **2,389** stay-over arrivals recorded for this period, **1,555** visited for recreational purposes, mainly for holiday (**1,034** tourists). The average number of days spent in Barbados among stay-over visitor arrivals was approximately **16.33** days over the review period.



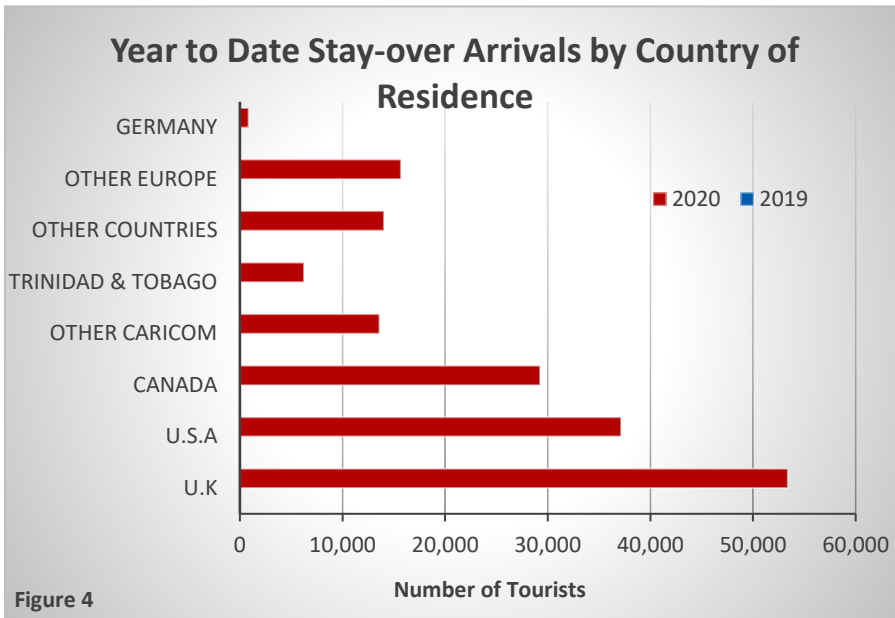
**Purpose Of Visit**  
 Honeymoon/getting married visits totalled 91  
 Visits for studying was recorded at 22  
 Visits for health care were reported at 54  
 Other purposes of visit were 53  
 Business/conference visits totalled 625

**Length of stay**  
 Visits of 22-28 days totalled 80  
 Average length of stay was 16.33 days



## YEAR TO DATE

During the period January – October 2020, the number of visitor arrivals reported was 170,238; among stay-over visitors, arrivals from the UK were the greatest (**53,383**), followed by those from the USA (**37,370**) and Canada (**29,263**). Total cruise arrivals for the period under review was **343,765** with **250,532** being intransit passengers and **93,233** landed.



Stay-over arrivals from Other Europe totalled 15,702

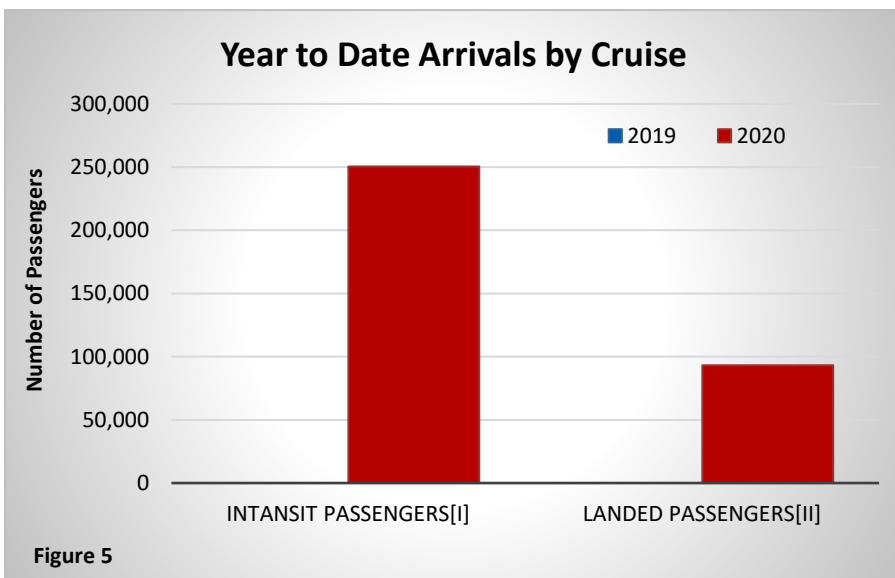
Other CARICOM were captured at 13,606

Tourist arrivals from Trinidad and Tobago were recorded at 6,250

Stay-over arrivals from other countries were 14,043

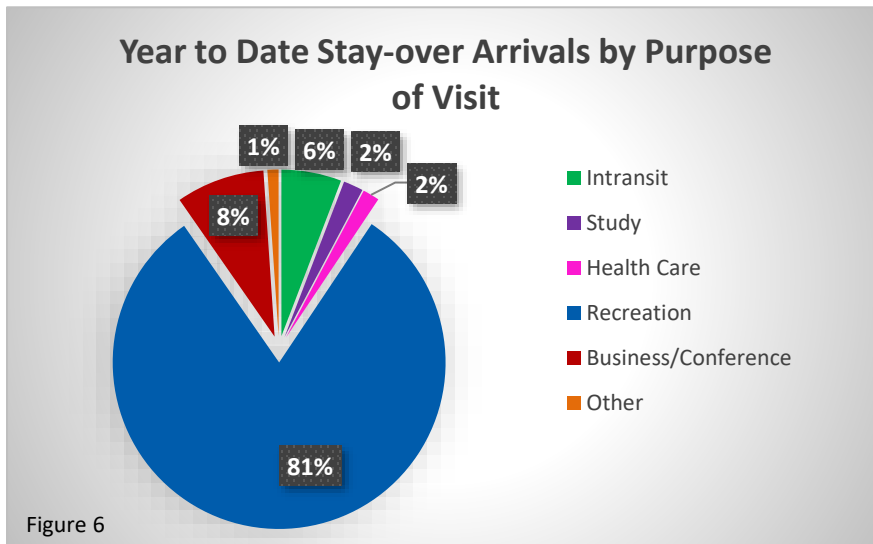
### Cruise

The number of cruise calls totalled 232



## Other Highlights:

Among **170,238** stay-over arrivals recorded for this period, **137,806** visited for recreational purposes, specifically for holiday (**98,972** tourists). The average number of days spent in Barbados among stay-over visitor arrivals was **10.46** days over the review period.



Study visits totalled 3,279

Visits for honeymoon/getting married were registered at 2,700

Sporting visits were reported at 1,082 (↓82.5%)

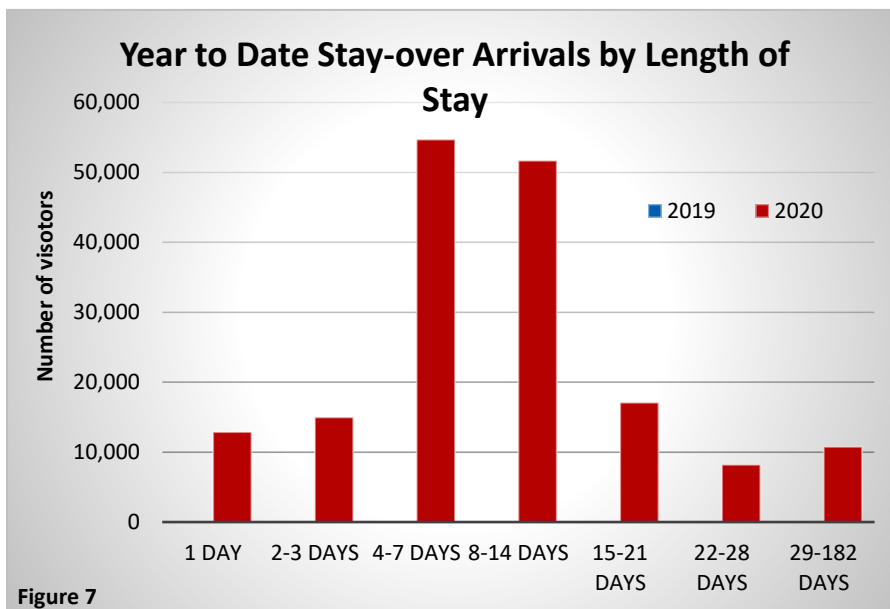
Visits for the purpose of health care were 2,761

Visits for other purposes were noted at 1,830

### Length of stay

Stay over visits for 29-182 days totalled 10,776

Average length of stay was 10.46 days (↓10.0%)



**Table 1 -Stay-Over Tourist Arrivals by Country of Residence: 2019 and 2020**

Country Of Residence	October		Actual Change	% Change
	2019	2020		
U.S.A	N/A	471	-	-
U.K	N/A	1,008	-	-
Other CARICOM	N/A	475	-	-
Trinidad & Tobago	N/A	48	-	-
Canada	N/A	136	-	-
Other Countries	N/A	114	-	-
Other Europe	N/A	94	-	-
Germany	N/A	43	-	-
<b>TOTAL</b>	<b>N/A</b>	<b>2,389</b>	<b>-</b>	<b>-</b>

**Table 2 - Cruise Ship Arrivals: 2019 and 2020**

Details	October		Actual Change	% Change
	2019	2020		
<b>Total Cruise Arrivals</b>	<b>N/A</b>	<b>0</b>	<b>-</b>	<b>-</b>
<b>Intransit Arrivals<sup>[i]</sup></b>	<b>N/A</b>	<b>0</b>	<b>-</b>	<b>-</b>
<b>Landed Passengers<sup>[ii]</sup></b>	<b>N/A</b>	<b>0</b>	<b>-</b>	<b>-</b>
<b>No. of Cruise Calls</b>	<b>N/A</b>	<b>2</b>	<b>-</b>	<b>-</b>

**Table 3 - Stay-Over Tourist Arrivals by Purpose of Visit: 2019 and 2020**

Purpose of Visit	October		Actual Change	% Change
	2019	2020		
Intransit	N/A	80	-	-
Study	N/A	22	-	-
Health Care	N/A	54	-	-
Recreation	N/A	1,555	-	-
<i>Holiday</i>	N/A	1,034	-	-
<i>Visiting Friends etc.</i>	N/A	355	-	-
<i>Honeymoon/Get Married</i>	N/A	91	-	-
<i>Sports</i>	N/A	10	-	-
<i>Other Recreation</i>	N/A	65	-	-
Business/Conference	N/A	625	-	-
Other	N/A	53	-	-
<b>Total</b>	<b>N/A</b>	<b>2,389</b>	<b>-</b>	<b>-</b>

**Table 4 - Stay-Over Tourist Arrivals by Intended Length of Stay: 2019 and 2020**

Length of Stay	October		Actual Change	% Change
	2019	2020		
1 Day	N/A	470	-	-
2-3 Days	N/A	268	-	-
4-7 Days	N/A	405	-	-
8-14 Days	N/A	472	-	-
15-21 Days	N/A	234	-	-
22-28 Days	N/A	80	-	-
29-182 Days	N/A	460	-	-
<b>Total</b>	<b>N/A</b>	<b>2,389</b>	<b>-</b>	<b>-</b>
<b>Average</b>	<b>N/A</b>	<b>16.33</b>	<b>-</b>	<b>-</b>

**Table 5 - Year to date Stay-Over Tourist Arrivals by Country of Residence: 2019 and 2020**

Country Of Residence	Year-To-Date		Actual Change	% Change
	2019	2020		
U.K	N/A	53,383	-	-
U.S.A	N/A	37,137	-	-
Canada	N/A	29,263	-	-
Other CARICOM	N/A	13,606	-	-
Trinidad & Tobago	N/A	6,250	-	-
Other Countries	N/A	14,043	-	-
Other Europe	N/A	15,702	-	-
Germany	N/A	854	-	-
<b>TOTAL</b>	N/A	<b>170,238</b>	-	-

**Table 6 - Year to date Cruise Ship Arrivals: 2019 and 2020**

Details	Year-To-Date		Actual Change	% Change
	2019	2020		
Total Cruise Arrivals	N/A	<b>343,765</b>	-	-
Intansit Passengers <sup>[i]</sup>	N/A	250,532	-	-
Landed Passengers <sup>[ii]</sup>	N/A	93,233	-	-
No. of Cruise Calls	N/A	<b>232</b>	-	-

**Table 7 - Year to Date Stay-Over Tourist Arrivals by Purpose of Visit: 2019 and 2020**

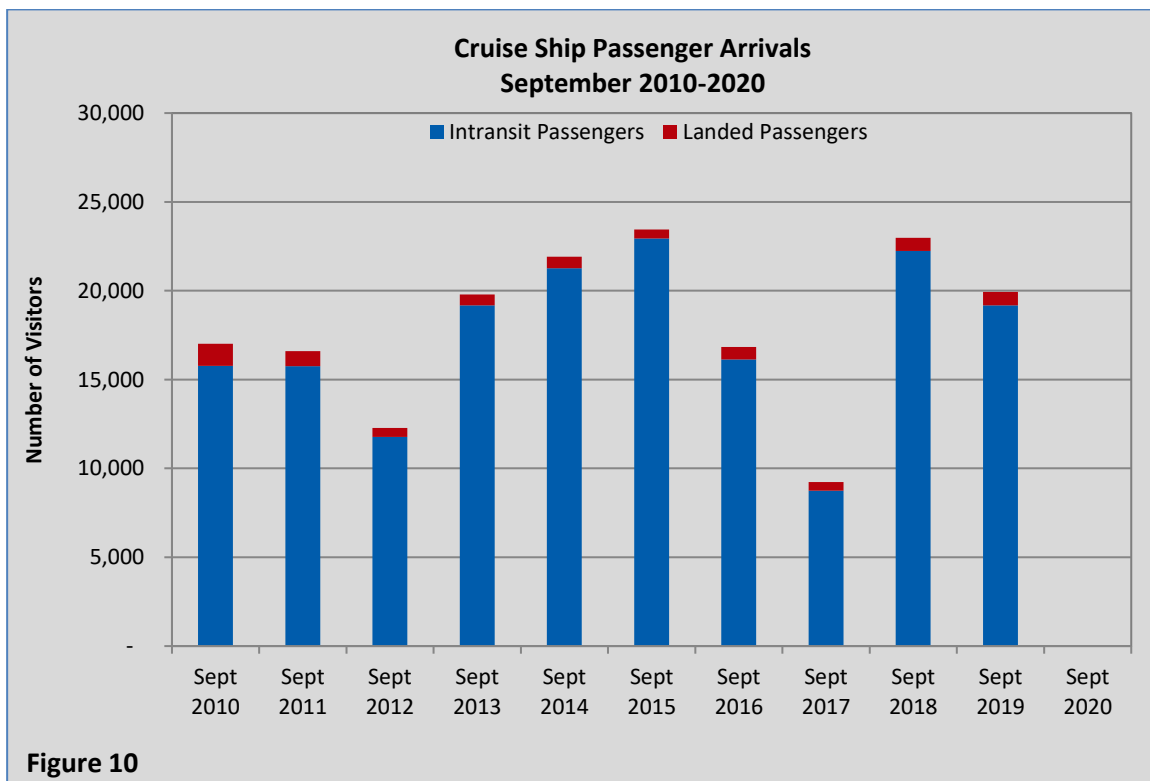
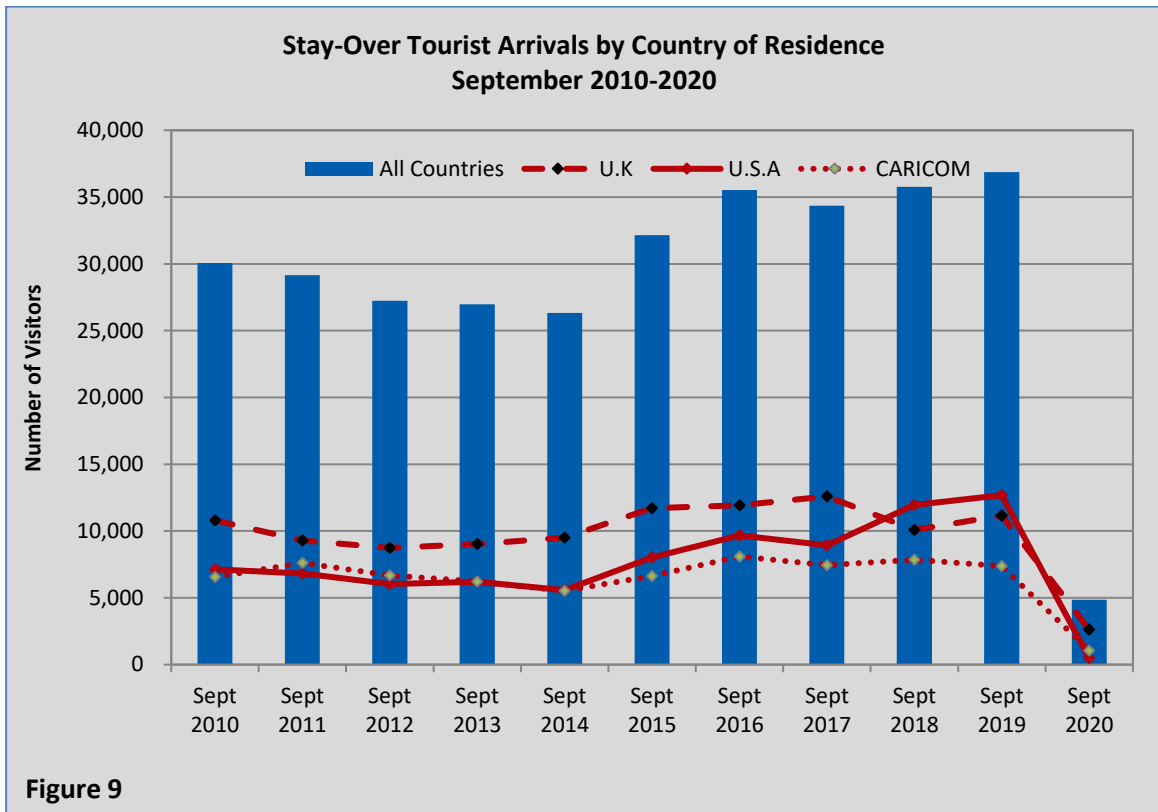
Purpose of Visit	Year-To-Date		Actual Change	% Change
	2019	2020		
Intransit	N/A	9,924	-	-
Study	N/A	3,279	-	-
Health Care	N/A	2,761	-	-
Recreation	N/A	137,806	-	-
<i>Holiday</i>	N/A	98,972	-	-
<i>Visiting Friends etc.</i>	N/A	29,848	-	-
<i>Honeymoon/Get Married</i>	N/A	2,700	-	-
<i>Sports</i>	N/A	1,082	-	-
<i>Other Recreation</i>	N/A	5,204	-	-
Business/Conference	N/A	14,638	-	-
Other	N/A	1,830	-	-
<b>Total</b>	<b>N/A</b>	<b>170,238</b>	<b>-</b>	<b>-</b>

**Table 8 - Year to Date Stay-Over Tourist Arrivals by Intended Length of Stay: 2019 and 2020**

Intended Length of Stay	Year-To-Date		Actual Change	% Change
	2019	2020		
1 Day	N/A	12,864	-	-
2-3 Days	N/A	14,948	-	-
4-7 Days	N/A	54,686	-	-
8-14 Days	N/A	51,696	-	-
15-21 Days	N/A	17,062	-	-
22-28 Days	N/A	8,206	-	-
29-182 Days	N/A	10,776	-	-
<b>Total</b>	<b>N/A</b>	<b>170,238</b>	<b>-</b>	<b>-</b>
<b>Average</b>	<b>N/A</b>	<b>10.46</b>	<b>-</b>	<b>-</b>



## Annual Time Series



**Year to Date Time Series**

