

### Stay-Over Visitors and Cruise Ship Passenger Arrivals

December 2020 reported 18,195 visitor arrivals. There were no cruise arrivals over the review period.



There were 9,357 visitors from UK in December 2020.

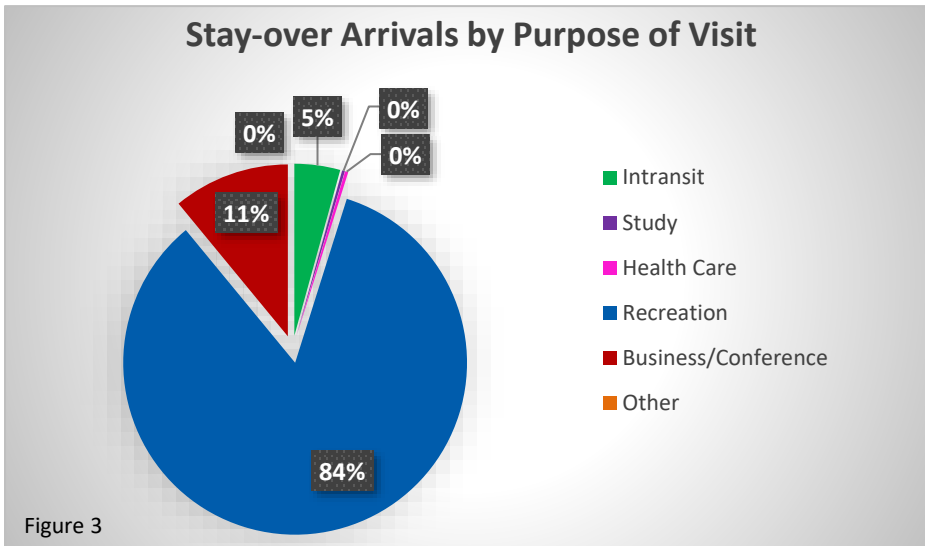
Germany recorded 335 travellers for the period under review.

**Cruise**

There were no cruise calls and in December 2020

**Other Highlights:**

Among the **18,195** stay-over arrivals recorded for this period, **15,314** visited for recreational purposes, with **12,164** for holiday. The average number of days spent in Barbados among stay-over visitor arrivals was approximately **20.48** days over the review period.



Study visits were 47 during the period under review

Visits for honeymoon/getting married numbered 389

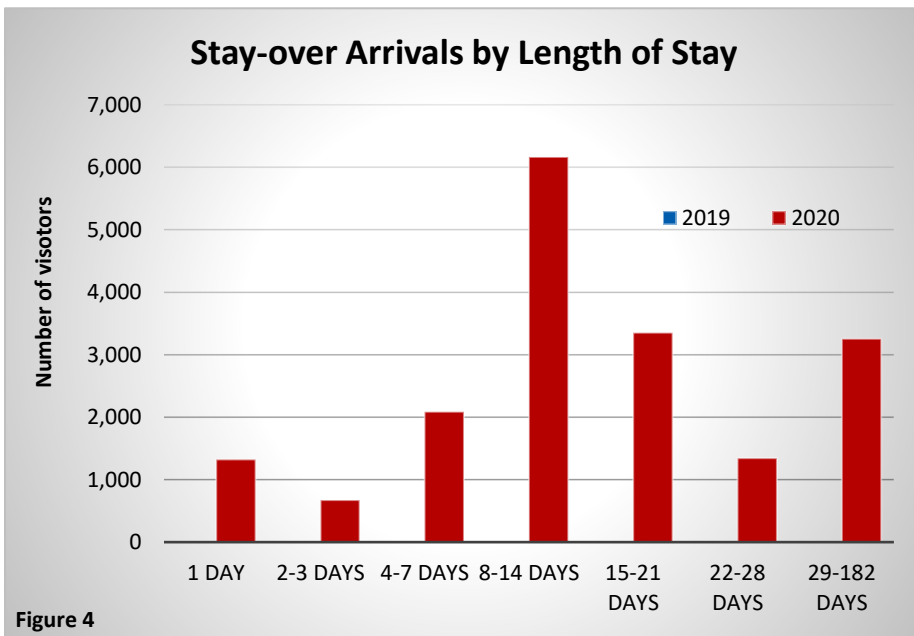
Intransit visits totalled 783

Other recreation visits were recorded at 201

**Length of stay**

Visits of 1 day totalled 1,323

Average length of stay was 20.48 days



## YEAR TO DATE

January – December 2020 was difficult year with regards to tourism and visitors, as the global pandemic raged on. Stay-over visitor arrivals totalled **195,102** at the end of the period under review; while total cruise arrivals were registered at **343,791** passengers during the 12 months of the year.



UK stay-over visitors totalled 64,456

Stay-over arrivals from U.S.A was observed at 43,222

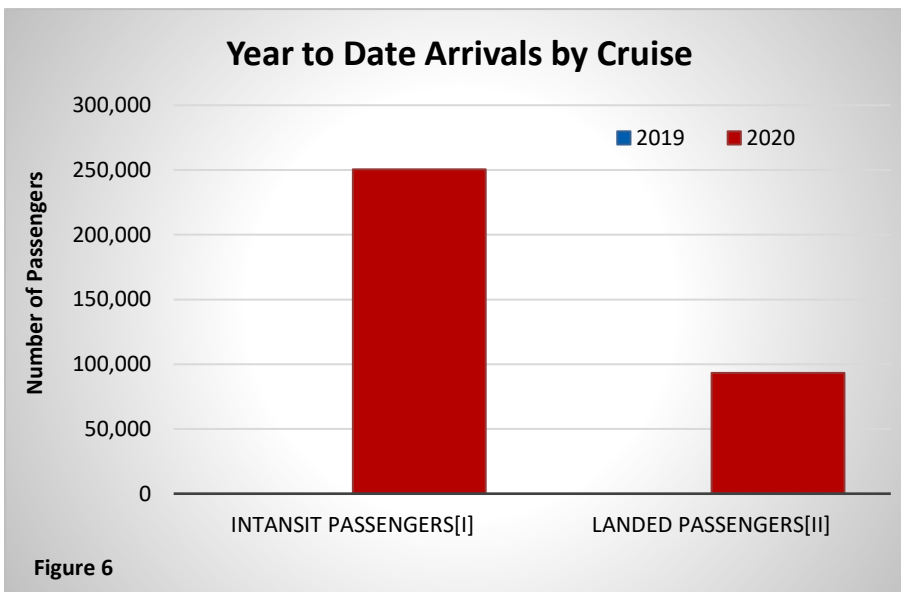
Tourist arrivals from Other CARICOM was recorded at 15,952

Cruise

Landed passengers was 93,249 for the year 2020

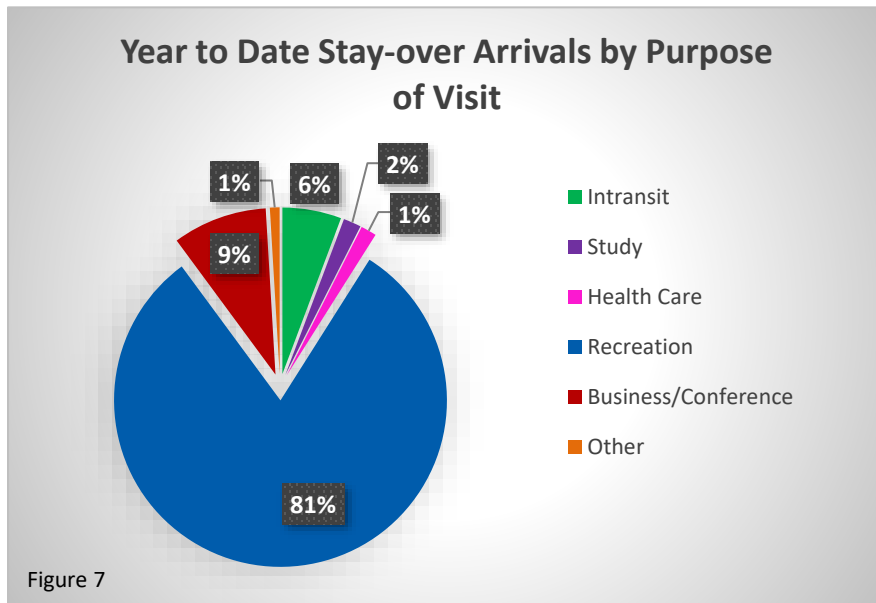
Intransit cruise passengers 250,542

The number of cruise calls totalled 234



## Other Highlights:

Among the **195,102** stay-over arrivals recorded for this period, **114,360** visited for recreational purposes, mainly for holiday (**114,360** tourists). The average number of days spent in Barbados among stay-over visitor arrivals was approximately **12.7** days over the review period.



Health care visits were 2,978

Visits for the purpose of honeymoon/ getting married totalled 3, 440

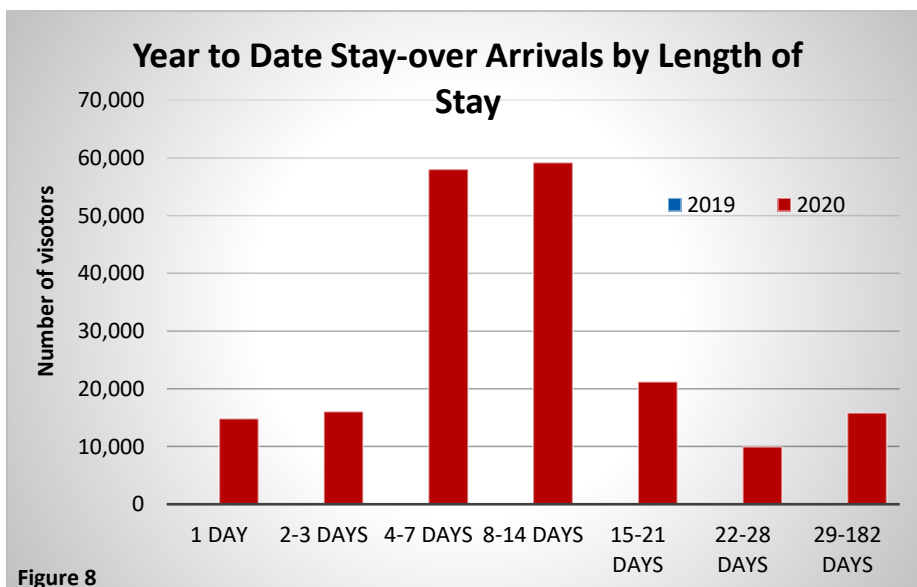
Intransit visits were recorded at 11,174

Recreation visits totalled 157,849

### Length of stay

One day stays totalled 14,831

Average length of stay was 12.7 days



**Table 1 - Stay-Over Tourist Arrivals by Country of Residence 2019 and 2020**

Country Of Residence	December		Actual Change	% Change
	2019	2020		
U.K	n/a	9,357	-	-
U.S.A	n/a	3,784	-	-
Canada	n/a	2,033	-	-
Other CARICOM	n/a	1,322	-	-
Other Europe	n/a	713	-	-
Other Countries	n/a	360	-	-
Trinidad & Tobago	n/a	291	-	-
Germany	n/a	335	-	-
<b>TOTAL</b>	<b>0</b>	<b>18,195</b>	<b>18,195</b>	<b>-</b>

**Table 2 - Cruise Ship Arrivals 2019 and 2020**

Details	December		Actual Change	% Change
	2019	2020		
Total Cruise Arrivals	n/a	-	-	-
Intransit Arrivals <sup>[i]</sup>	n/a	-	-	-
Landed Passengers <sup>[ii]</sup>	n/a	-	-	-
No. of Cruise Calls	n/a	-	-	-

**Table 3 - Stay-Over Tourist Arrivals by Purpose of Visit 2019 and 2020**

Purpose of Visit	December		Actual Change	% Change
	2019	2020		
Intransit	n/a	783	-	-
Study	n/a	47	-	-
Health Care	n/a	55	-	-
Recreation	n/a	15,314	-	-
<i>Holiday</i>	n/a	12,164	-	-
<i>Visiting Friends etc.</i>	n/a	2,544	-	-
<i>Honeymoon/Get Married</i>	n/a	389	-	-
<i>Sports</i>	n/a	16	-	-
<i>Other Recreation</i>	n/a	201	-	-
Business/Conference	n/a	1,996	-	-
Other	n/a	0	-	-
<b>Total</b>	<b>0</b>	<b>18,195</b>	<b>18,195</b>	<b>-</b>

**Table 4 - Stay-Over Tourist Arrivals by Intended Length of Stay 2019 and 2020**

Length of Stay	December		Actual Change	% Change
	2019	2020		
1 Day	n/a	1,323	-	-
2-3 Days	n/a	675	-	-
4-7 Days	n/a	2,086	-	-
8-14 Days	n/a	6,164	-	-
15-21 Days	n/a	3,350	-	-
22-28 Days	n/a	1,342	-	-
29-182 Days	n/a	3,255	-	-
<b>Total</b>	<b>0</b>	<b>18,195</b>	<b>-</b>	<b>-</b>
<b>Average</b>	<b>n/a</b>	<b>20.48</b>	<b>-</b>	<b>-</b>

**Table 5 - Year to date Stay-Over Tourist Arrivals by Country of Residence 2019 and 2020**

Residence	2019	2020	Change	Change
U.K	n/a	64,456	-	-
U.S.A	n/a	43,222	-	-
Canada	n/a	32,060	-	-
Other CARICOM	n/a	15,952	-	-
Trinidad & Tobago	n/a	6,753	-	-
Other Europe	n/a	16,700	-	-
Other Countries	n/a	14,684	-	-
Germany	n/a	1,275	-	-
<b>TOTAL</b>	<b>0</b>	<b>195,102</b>	<b>195,102</b>	<b>-</b>

**Table 6 - Year to date Cruise Ship Arrivals 2019 and 2020**

Details	Year-To-Date		Actual Change	% Change
	2019	2020		
<b>Total Cruise Arrivals</b>	<b>n/a</b>	<b>343,791</b>	<b>-</b>	<b>-</b>
Intansit Passengers <sup>[i]</sup>	n/a	250,542	-	-
Landed Passengers <sup>[ii]</sup>	n/a	93,249	-	-
<b>No. of Cruise Calls</b>	<b>n/a</b>	<b>234</b>	<b>-</b>	<b>-</b>

**Table 7 - Year to Date Stay-Over Tourist Arrivals by Purpose of Visit 2019 and 2020**

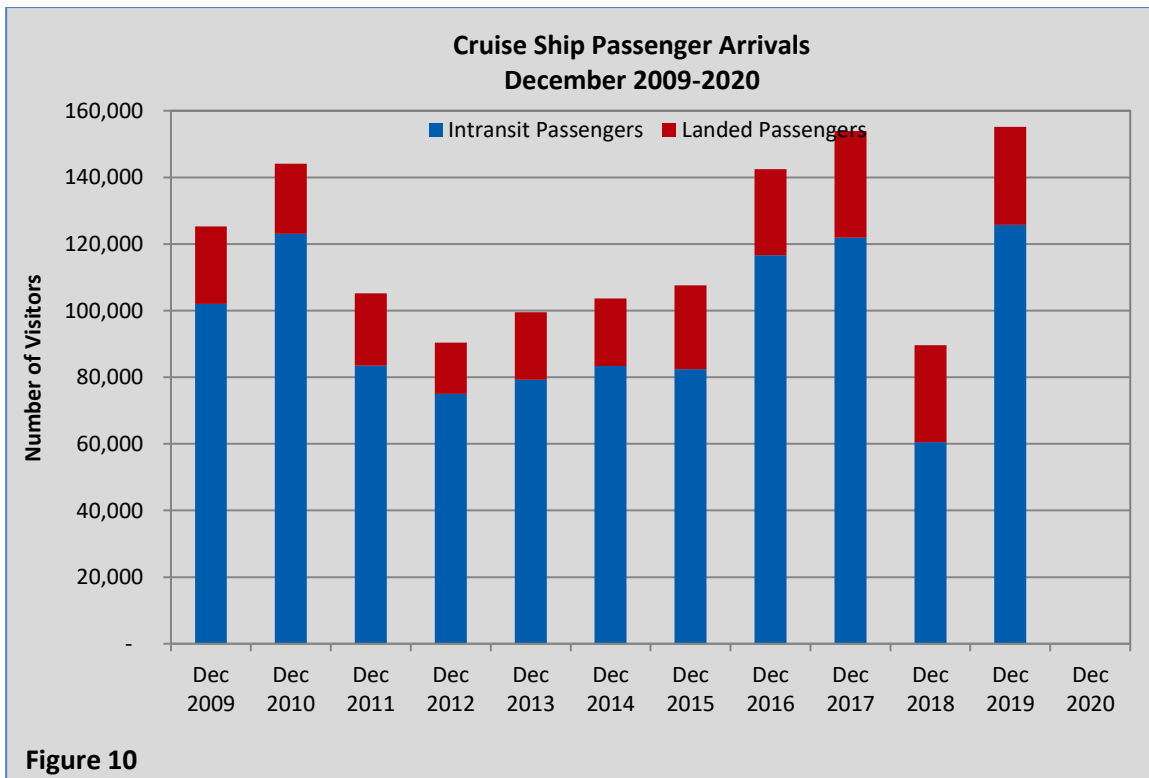
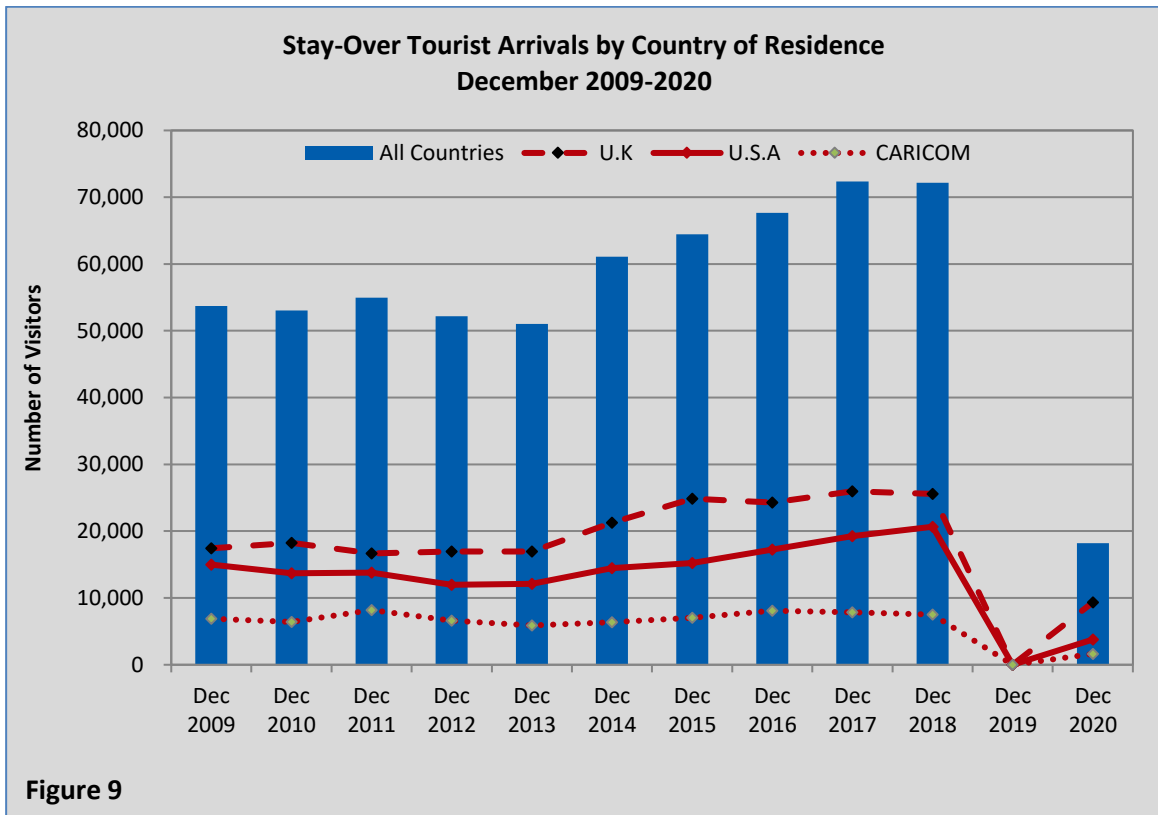
Purpose of Visit	Year-To-Date		Actual Change	% Change
	2019	2020		
Intransit	n/a	11,174	-	-
Study	n/a	3,364	-	-
Health Care	n/a	2,978	-	-
Recreation	n/a	157,849	-	-
<i>Holiday</i>	<i>n/a</i>	<i>114,360</i>	-	-
<i>Visiting Friends etc.</i>	<i>n/a</i>	<i>33,405</i>	-	-
<i>Honeymoon/Get Married</i>	<i>n/a</i>	<i>3,440</i>	-	-
<i>Sports</i>	<i>n/a</i>	<i>1,106</i>	-	-
<i>Other Recreation</i>	<i>n/a</i>	<i>5,538</i>	-	-
Business/Conference	n/a	17,905	-	-
Other	n/a	1,832	-	-
<b>Total</b>	<b>0</b>	<b>195,102</b>	<b>195,102</b>	<b>-</b>

**Table 8 - Year to Date Stay-Over Tourist Arrivals by Intended Length of Stay 2019 and 2020**

Intended Length of Stay	Year-To-Date		Actual Change	% Change
	2019	2020		
1 Day	n/a	14,831	-	-
2-3 Days	n/a	16,054	-	-
4-7 Days	n/a	58,038	-	-
8-14 Days	n/a	59,186	-	-
15-21 Days	n/a	21,203	-	-
22-28 Days	n/a	9,946	-	-
29-182 Days	n/a	15,844	-	-
<b>Total</b>	<b>0</b>	<b>195,102</b>	<b>195,102</b>	<b>-</b>
<b>Average</b>	<b>0</b>	<b>12.7</b>	<b>12.7</b>	<b>-</b>



**Annual Time Series**



**Year to Date Time Series**

