

### Stay-Over Visitors and Cruise Ship Passenger Arrivals

November 2021 recorded **23,749** stay-over visitors, with the UK recording the largest number of visitors **11,832**. Total cruise arrivals was **25,261** passengers, over the review period.

#### Stay-over Arrivals by Country of Residence

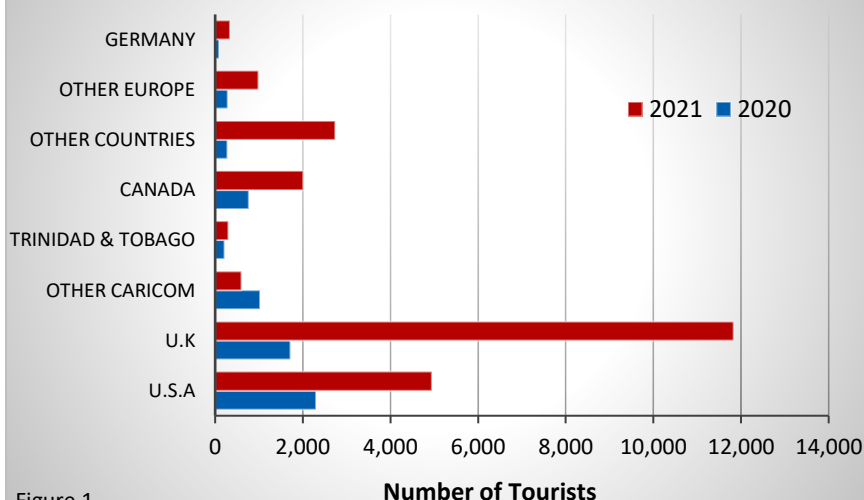


Figure 1

#### Arrivals by Cruise

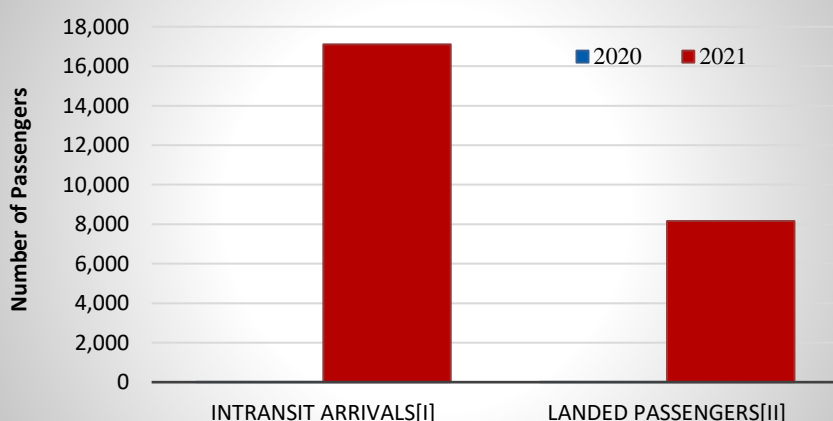


Figure 2

The largest number of stay-over visitors was recorded from the UK (**11,832 tourists**)

Followed by the US with **4,944** persons visiting our shores in November 2021

While Germany registered the least number of stay-over visitors for the period under review (**337 tourists**)

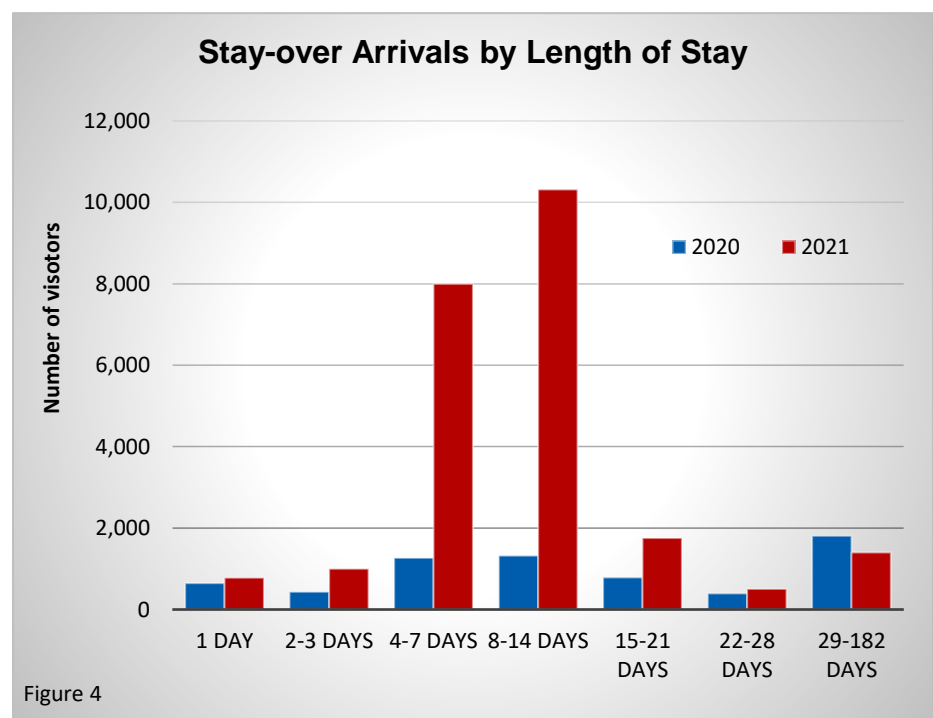
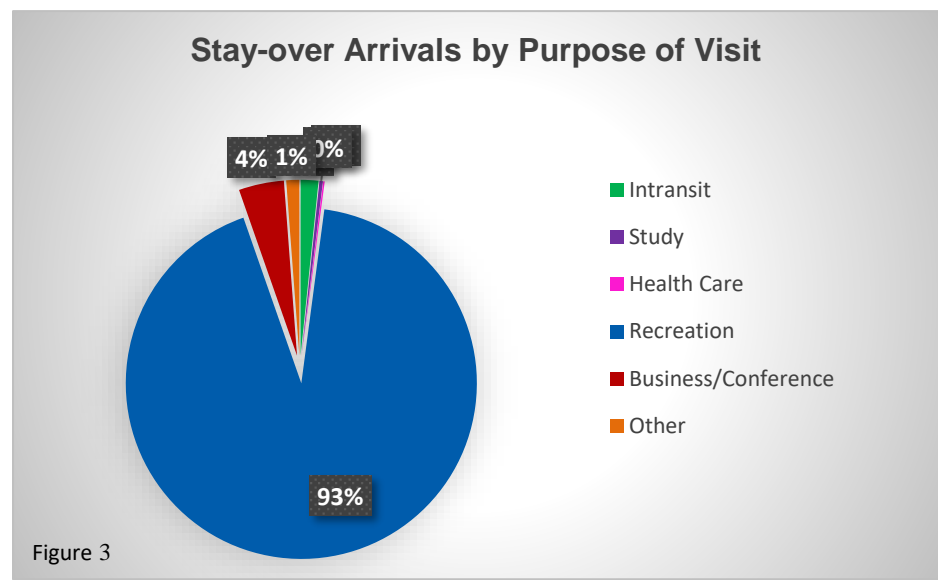
#### Cruise

There were **25,261** cruise passenger arrivals in November 2021, significantly higher than the number for the equivalent period in 2020

The number of cruise calls was **28**.

## Other Highlights:

Among the **23,749** stay-over arrivals recorded for this period, **21,979** visited for recreational purposes, primarily for holiday (**20,085** tourists). The average number of days spent in Barbados among stay-over visitor arrivals was approximately **13.09** days over the review period.



Study visits were registered at **77**

Visits for sports totalled **17** persons

Other purposes of visit recorded **284**

Business/Conferences were recorded at **988**

While visiting friends and family had **1,530** visitors doing so

### Length of stay

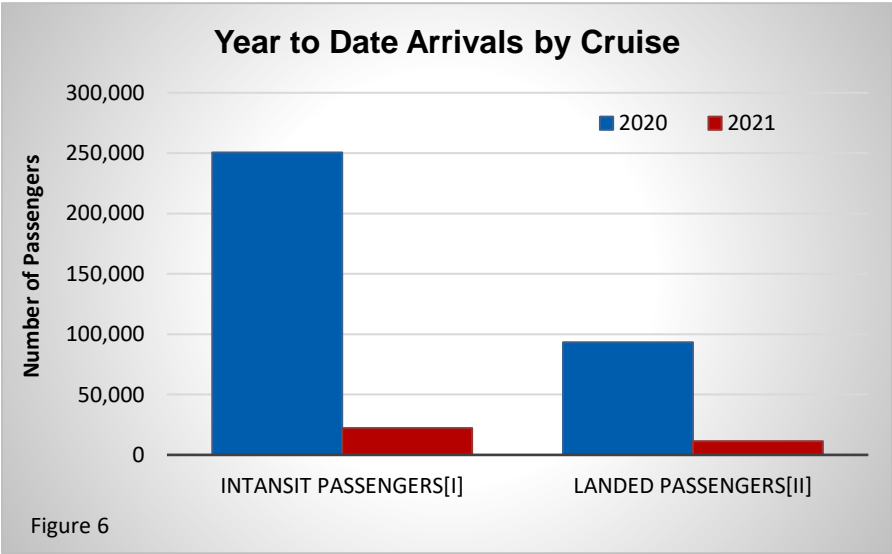
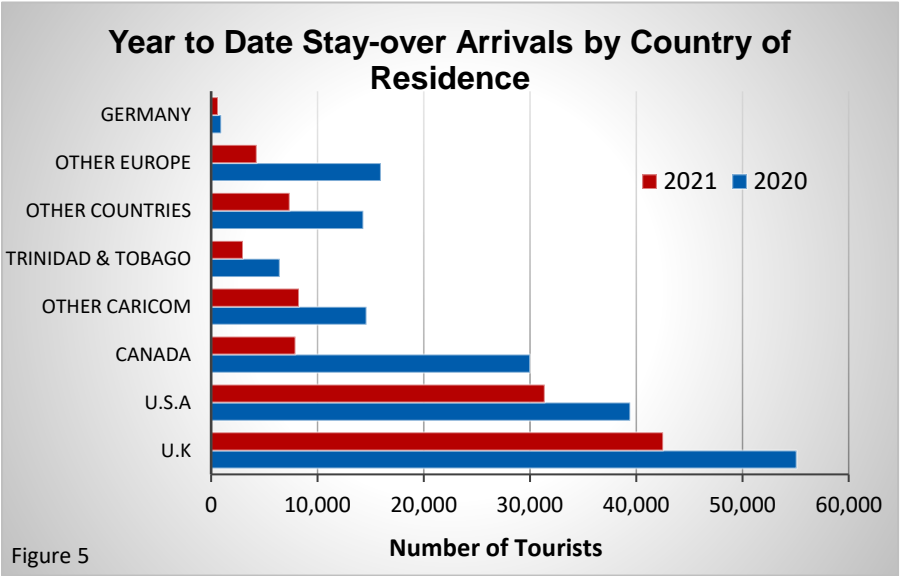
Visits of 29-182 day totalled **1,401**

**1,000** persons visited during the month under review for 2-3 days almost double that of visitors in 2020 in the same period (**431** persons)

Average length of stay was **13.09** days, down from **27.31** days in 2020

# YEAR TO DATE

January – November 2021 had **105,477** stay-over arrivals coming to Barbados. Total cruise arrivals were recorded at **33,701** passengers over the review period from a total of **78** cruise calls.



## UK

UK stay-over visitors totalled **42,544** for the first 11 months of 2021

Stay-over arrivals from U.S.A were registered at **31,397**

Tourist arrivals from Other CARICOM totalled **8,277**

Canadian visitors were registered at **7,931** persons

## Cruise

Landed passengers numbered **11,364**

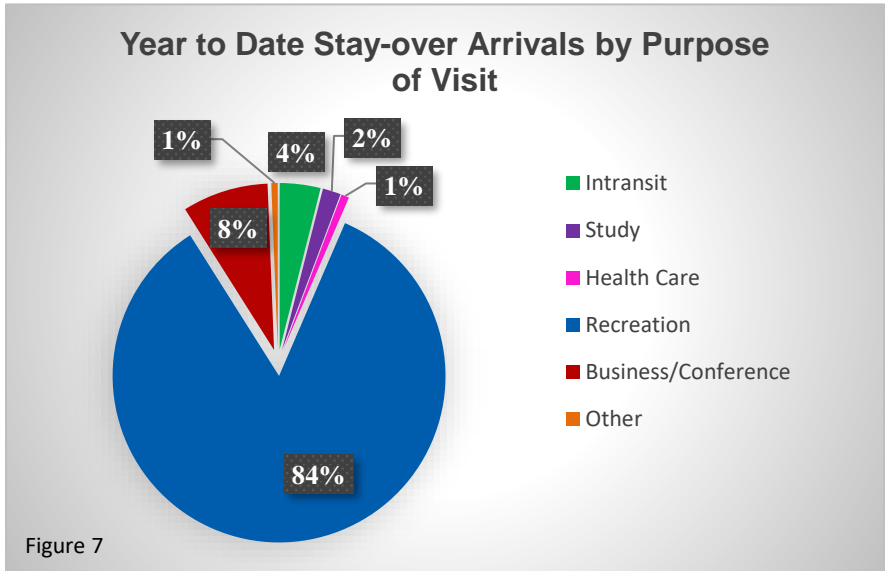
Intransit cruise passengers stood at **22,337**

The number of cruise calls totalled **80**.

## Other

**Other Highlights:**

Among the **105,477** stay-over arrivals recorded for this period, **89,169** visited for recreational purposes. The average number of days spent in Barbados among stay-over visitor arrivals was approximately **10.49** days over the review period.



Study visits totalled **1,860**

Other purposes of visit numbered **658**

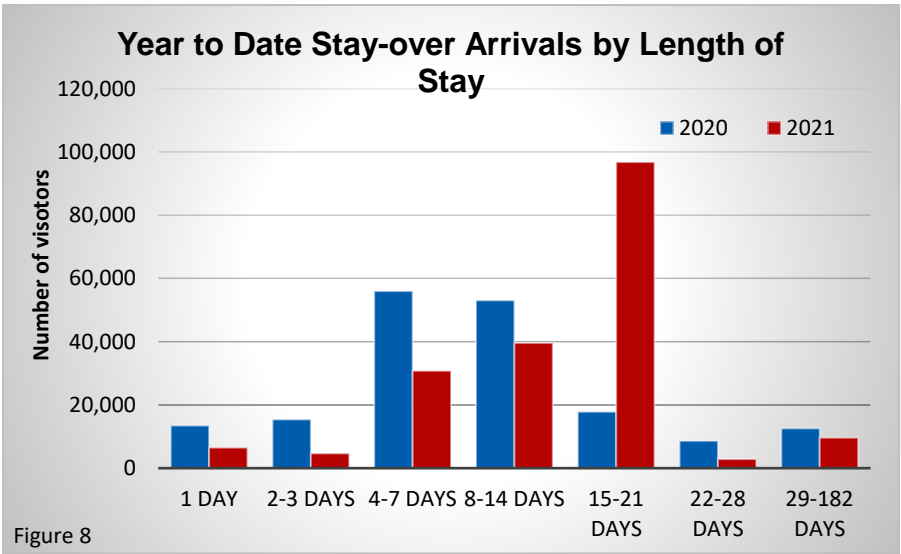
Sporting visits were **229**

Visits for honeymoon/getting married totalled **3,372**

**Length of stay**

Stay overs for 29-182 days totalled **9,675**

Average length of stay was **10.49 days**



**Table 1 - Stay-Over Tourist Arrivals by Country of Residence 2020 and 2021**

Country Of Residence	November		Actual Change	% Change
	2020	2021		
U.S.A	2,301	4,944	2,643	-
U.K	1,716	11,832	10,116	-
Other CARICOM	1,024	600	(424)	(41.4)
Trinidad & Tobago	212	297	85	40.1
Canada	764	2,009	1,245	-
Other Countries	281	2,742	2,461	-
Other Europe	285	988	703	-
Germany	86	337	251	-
<b>TOTAL</b>	<b>6,669</b>	<b>23,749</b>	<b>17,080</b>	<b>-</b>

**Table 2 - Cruise Ship Arrivals 2020 and 2021**

Details	November		Actual Change	% Change
	2020	2021		
<b>Total Cruise Arrivals</b>	<b>26</b>	<b>25,261</b>	<b>25,235</b>	<b>-</b>
<b>Intransit Arrivals<sup>[i]</sup></b>	<b>10</b>	<b>17,099</b>	<b>17,089</b>	<b>-</b>
<b>Landed Passengers<sup>[ii]</sup></b>	<b>16</b>	<b>8,162</b>	<b>8,146</b>	<b>-</b>
<b>No. of Cruise Calls</b>	<b>2</b>	<b>28</b>	<b>26</b>	<b>-</b>

**Table 3 - Stay-Over Tourist Arrivals by Purpose of Visit 2020 and 2021**

Purpose of Visit	November		Actual Change	% Change
	2020	2021		
Intransit	467	388	(79)	(16.9)
Study	38	77	39	-
Health Care	162	33	(129)	(79.6)
Recreation	4,729	21,979	17,250	-
<i>Holiday</i>	3,224	20,085	16,861	-
<i>Visiting Friends etc.</i>	1,013	1,530	517	51.0
<i>Honeymoon/Get Married</i>	351	49	(302)	(86.0)
<i>Sports</i>	8	17	9	-
<i>Other Recreation</i>	133	298	165	-
Business/Conference	1,271	988	(283)	(22.3)
Other	2	284	282	-
<b>Total</b>	<b>6,669</b>	<b>23,749</b>	<b>17,080</b>	<b>-</b>

**Table 4 - Stay-Over Tourist Arrivals by Intended Length of Stay 2020 and 2021**

Length of Stay	November		Actual Change	% Change
	2020	2021		
1 Day	644	783	139	21.6
2-3 Days	431	1,000	569	-
4-7 Days	1,266	7,994	6,728	-
8-14 Days	1,326	10,314	8,988	-
15-21 Days	791	1,755	964	-
22-28 Days	398	502	104	26.1
29-182 Days	1,813	1,401	(412)	(22.7)
<b>Total</b>	<b>6,669</b>	<b>23,749</b>	<b>17,080</b>	<b>-</b>
<b>Average</b>	<b>27.31</b>	<b>13.09</b>	<b>(14.0)</b>	<b>(52.1)</b>

**Table 5 - Year to date Stay-Over Tourist Arrivals by Country of Residence 2020 and 2021**

Country Of Residence	Year-To-Date		Actual Change	% Change
	2020	2021		
U.K	55,099	42,544	(12,555.0)	(22.8)
U.S.A	39,438	31,397	(8,041.0)	(20.4)
Canada	30,027	7,931	(22,096.0)	(73.6)
Other CARICOM	14,630	8,277	(6,353.0)	(43.4)
Trinidad & Tobago	6,462	2,988	(3,474.0)	(53.8)
Other Countries	14,324	7,389	(6,935.0)	(48.4)
Other Europe	15,987	4,303	(11,684.0)	(73.1)
Germany	940	648	(292.0)	(31.1)
<b>TOTAL</b>	<b>176,907</b>	<b>105,477</b>	<b>(71,430.0)</b>	<b>(40.4)</b>

**Table 6 - Year to date Cruise Ship Arrivals 2020 and 2021**

Details	Year-To-Date		Actual Change	% Change
	2020	2021		
<b>Total Cruise Arrivals</b>	<b>343,791</b>	<b>33,701</b>	<b>(310,090.0)</b>	<b>(90.2)</b>
Intansit Passengers <sup>[i]</sup>	250,542	22,337	(228,205.0)	(91.1)
Landed Passengers <sup>[ii]</sup>	93,249	11,364	(81,885.0)	(87.8)
<b>No. of Cruise Calls</b>	<b>232</b>	<b>80</b>	<b>(154.0)</b>	<b>-</b>

**Table 7 - Year to Date Stay-Over Tourist Arrivals by Purpose of Visit 2020 and 2021**

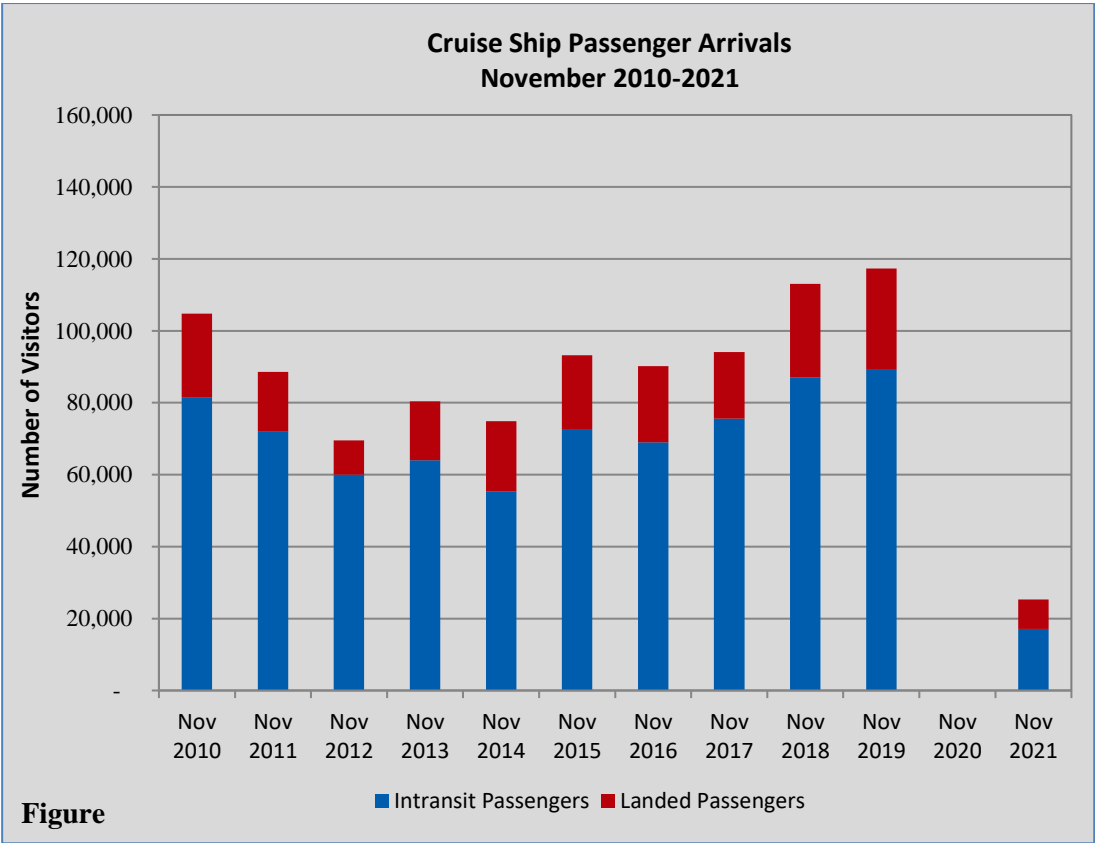
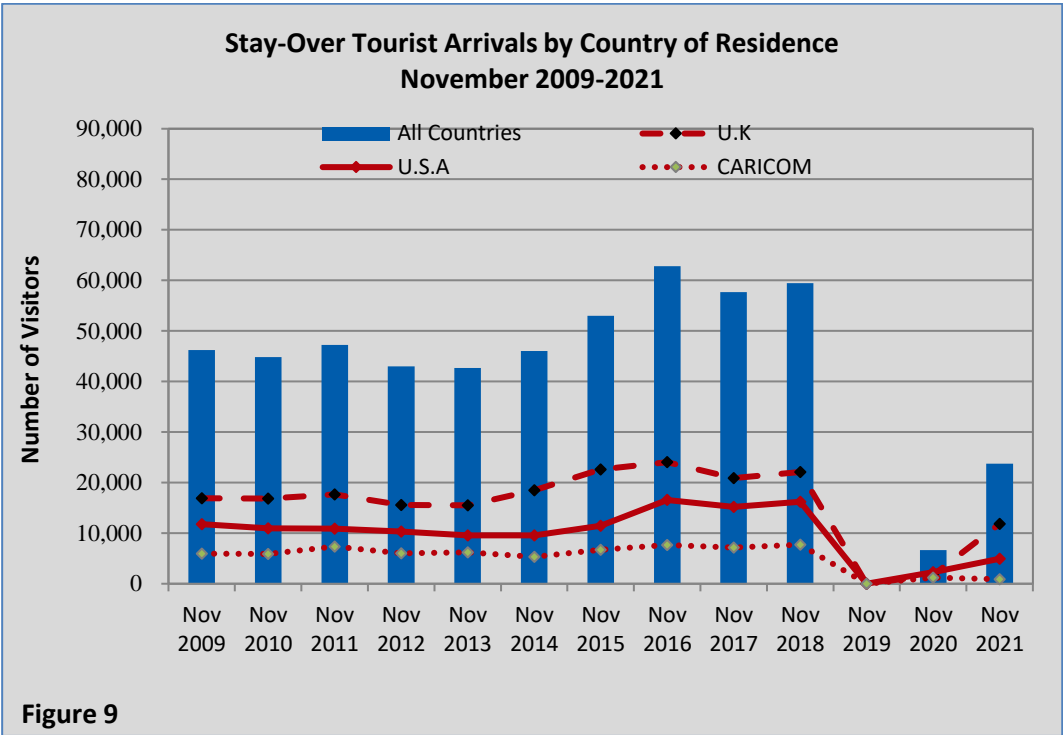
Purpose of Visit	Year-To-Date		Actual Change	% Change
	2020	2021		
Intransit	10,391	4,175	(6,216)	(59.8)
Study	3,317	1,860	(1,457)	(43.9)
Health Care	2,923	807	(2,116)	(72.4)
Recreation	142,535	89,169	(53,366)	(37.4)
<i>Holiday</i>	<i>102,196</i>	<i>71,839</i>	<i>(30,357)</i>	<i>(29.7)</i>
<i>Visiting Friends etc.</i>	<i>30,861</i>	<i>11,632</i>	<i>(19,229)</i>	<i>(62.3)</i>
<i>Honeymoon/Get Married</i>	<i>3,051</i>	<i>3,372</i>	<i>321</i>	<i>10.5</i>
<i>Sports</i>	<i>1,090</i>	<i>229</i>	<i>(861)</i>	<i>(79.0)</i>
<i>Other Recreation</i>	<i>5,337</i>	<i>2,097</i>	<i>(3,240)</i>	<i>(60.7)</i>
Business/Conference	15,909	8,808	(7,101)	(44.6)
Other	1,832	658	(1,174)	(64.1)
<b>Total</b>	<b>176,907</b>	<b>105,477</b>	<b>(71,430.0)</b>	<b>(40.4)</b>

**Table 8 - Year to Date Stay-Over Tourist Arrivals by Intended Length of Stay 2020 and 2021**

Intended Length of Stay	Year-To-Date		Actual Change	% Change
	2020	2021		
1 Day	13,508	6,539	(6,969)	(51.6)
2-3 Days	15,379	4,696	(10,683)	(69.5)
4-7 Days	55,952	30,842	(25,110)	(44.9)
8-14 Days	53,022	39,624	(13,398)	(25.3)
15-21 Days	17,853	96,772	78,919	442.0
22-28 Days	8,604	2,839	(5,765)	(67.0)
29-182 Days	12,589	9,675	(2,914)	(23.1)
<b>Total</b>	<b>176,907</b>	<b>190,987</b>	<b>14,080</b>	<b>8.0</b>
<b>Average</b>	<b>10.99</b>	<b>10.49</b>	<b>-</b>	<b>-</b>



Annual Time Series



## Year to Date Time Series

