

Births and Deaths Report Q1 2022

Ratio of Births to Deaths
Q1 2022

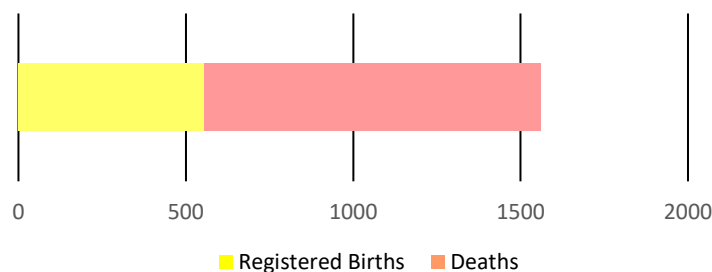


Figure 1

The first quarter of 2022 recorded an expansion of **11.0 percent** in births (from **500** to **555**), when compared to the same period in 2021.

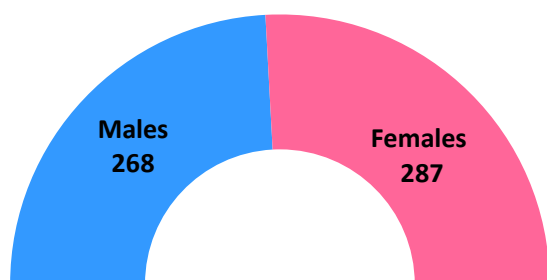
With regards to the number of registered deaths, there was an increase of **40.0 percent** moving from 717 deaths in Q1 2021 to 1,004 deaths in the equivalent Q1 of 2022.

Table 1: Monthly Population Change

Month	Births	Deaths	Natural Increase
January	208	297	(89)
February	162	285	(123)
March	185	422	(237)
TOTAL	555	1,004	(449)

Table 2: Quarterly Population Change

	Male	Female	Total
Estimated Population at Q4 2021	130,374	139,432	269,806
Births	268	287	555
Deaths	506	498	1,004
Estimated Population at Q1 2022	130,042	139,090	269,132



Registered Births by Sex

Figure 2

For the first quarter in 2022, female registered births - **287** exceeded those of males - **268**; conversely, in the same quarter of 2021, **255** males were registered when compared to the **245** females.

Registered Deaths by Sex

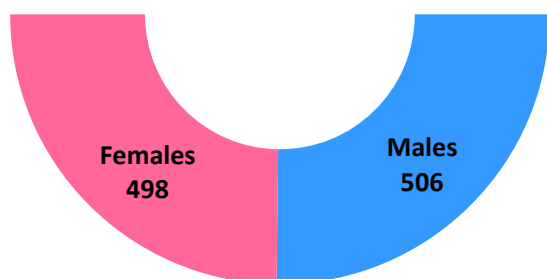


Figure 3

Registered deaths in the period under review for 2022 were reported as follows: males – **506** and females – **498**. Both males and females declined by **39.3 percent** and **40.7 percent**, respectively with regards to deaths in the first quarter of 2021.

Table: 3 Births by Age of Mother and Father

	Q1 2022		Q1 2021	
Age Group	Age of Mother	Age of Father	Age of Mother	Age of Father
19 and Under	42	10	33	9
20 - 29	255	158	258	187
30 - 39	228	216	188	205
40 - 49	30	101	21	80
50 - 59	0	13	0	11
60 - 69	0	1	0	1
70-79	0	0	0	1
Not Stated	0	56	0	6

The greatest number of births registered with respect to the age of the mother was in the 20-29 age group, **255**, down slightly from **258** in the period under review of 2021.

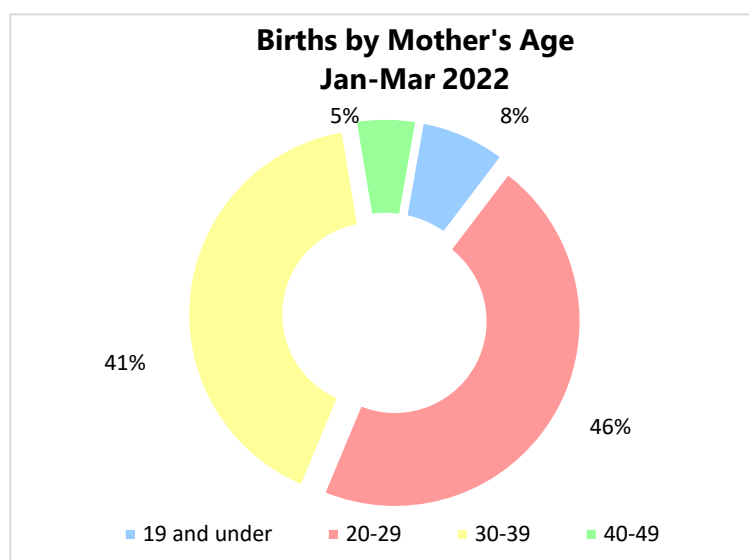
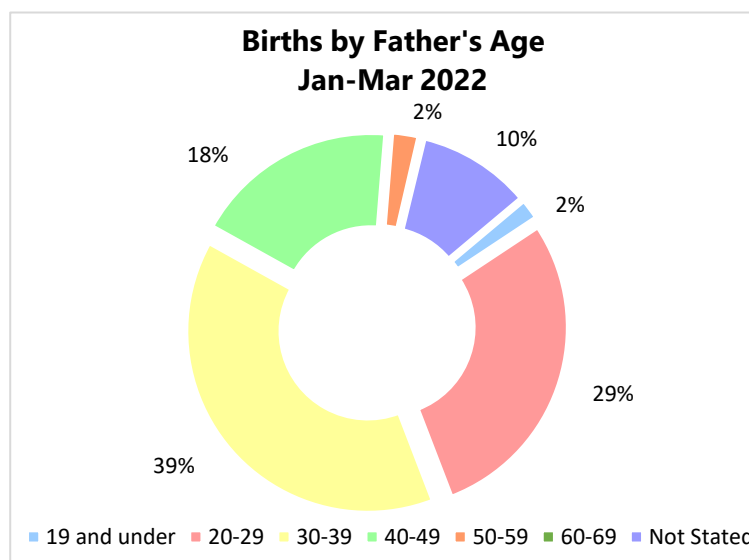
The next age group that had a large number of births was the 30-39, with **228** in 2022 and **216** in 2021; which was the largest number for that age group for the quarter.

For the period January to March 2022, the youngest mother was **14 years**, followed by **two 15 year olds**, while the oldest mothers noted were both aged **45 years**.

In 2021, the age of youngest mother was lower than that of 2022, **13 years**; but it should be noted that the oldest mother registered in 2021 was actually older than the ones recorded in 2022 – **48 years**.

On the other hand, there were **three 18 year olds**, who were logged as the youngest fathers for the period in 2022; conversely, the oldest was **61 years**

For 2021, the oldest father was at the cusp of the **70-79 age group**, while the youngest was **16 years** old.


Figure 4

Figure 5

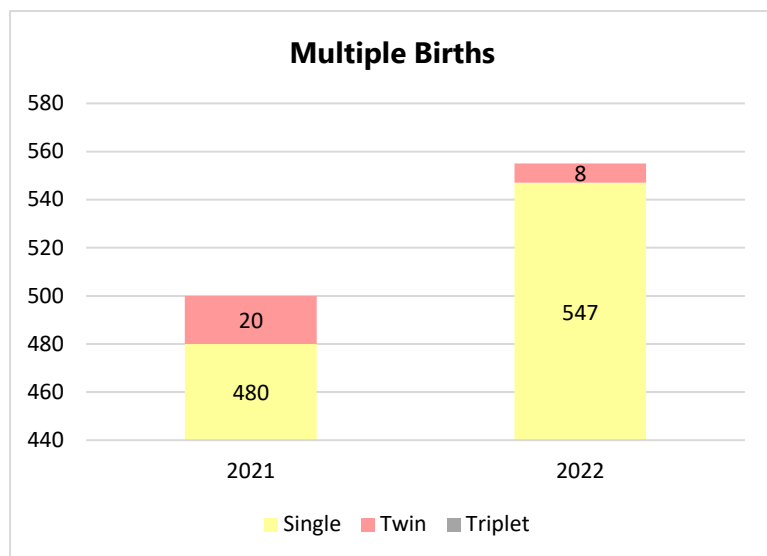


Figure 6

Quarter 1 of 2022 saw expansions in the number of births for all parishes except for St. Philip and St. Thomas, which recorded contractions of **7** and **4**, respectively.

The parish with the most births was St. Michael (**202**) and conversely, St. Andrew registered the least (**9**).

The north of the island reported significant increases in the number of births. St. Peter, St. James and St. Lucy recorded the highest rises of **31.6 percent**, **23.3 percent** and **21.4 percent**, in that order.

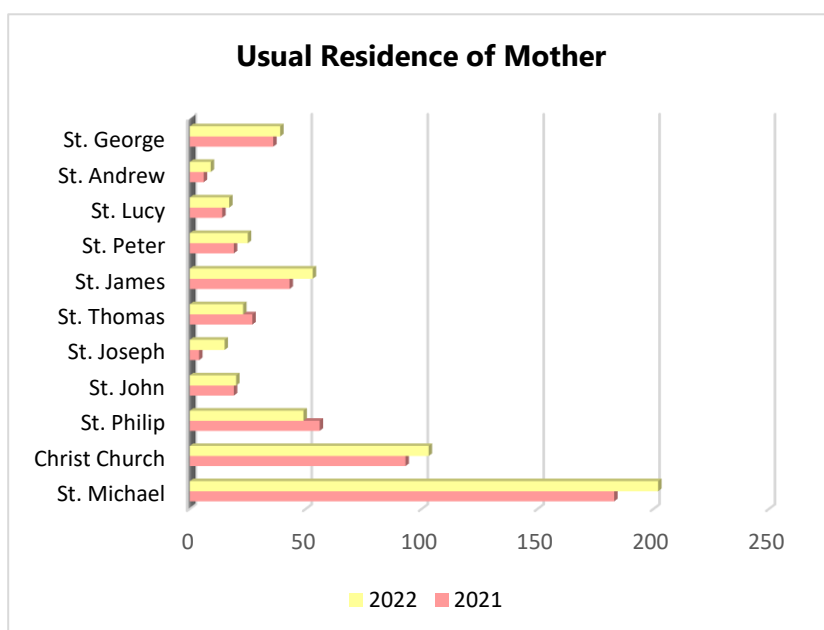


Figure 7

Table: 4 Live Births vs Still-Borns

	Q1 2021	Q1 2022
Live Births	497	555
Still-Borns	3	0
Total	500	555

There were **0** still-borns recorded in the first quarter of 2022, compared to the **3** noted in the equivalent period of 2021.

All age-groups registered expansions in the numbers of deceased persons; the highest rise was in the **90-99** age group (**64.6 percent**), followed by the **70-79** age group (**49.0 percent**) and then the **60-69** (**41.5 percent**).

In January to March 2022, the larger number of deaths was attributed to males – **506** as opposed to **498** females; whereas in the same period for 2021, **352** females passed away, **13** less than the number for males.

With regards to marital status, single persons accounted for **44.0 percent** of all deaths, followed by married which stood at **25.4 percent**.

St. Michael for the second year running, had the largest number of registered deaths – **370** for Q1 of 2022 and **248** for 2021. However, the least number of deaths were recorded in **St. Joseph** – **16** in 2022, but in **St. Andrew** for 2021 – **11**.

Table: 6 Deaths by Residence

Parish	2022	2021
St. Michael	370	248
Christ Church	186	148
St. Philip	93	61
St. John	44	26
St. Joseph	16	12
St. Thomas	46	40
St. James	79	70
St. Peter	41	30
St. Lucy	44	24
St. Andrew	17	11
St. George	68	47
TOTAL	1,004	717

Table: 5 Deaths by Age Group

Age Group	2022	2021
9 and Under	7	4
10-19	5	3
20-29	12	10
30-39	24	13
40-49	43	30
50-59	98	82
60-69	184	130
70-79	231	155
80-89	223	185
90-99	158	96
100-109	19	9
TOTAL	1,004	717

