

Births and Deaths Report Q2 2022

Ratio of Births to Deaths

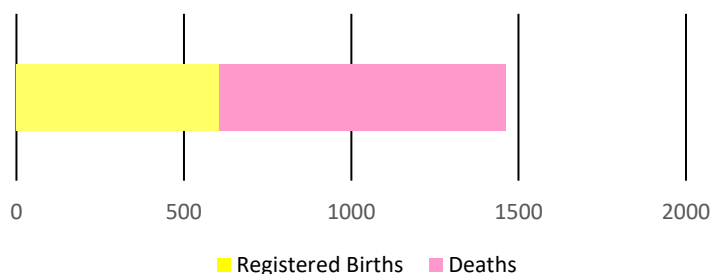


Figure 1

The second quarter of 2022 recorded an increase of **15.2 percent** in births (from **527** to **607**), when compared to the same period in 2021.

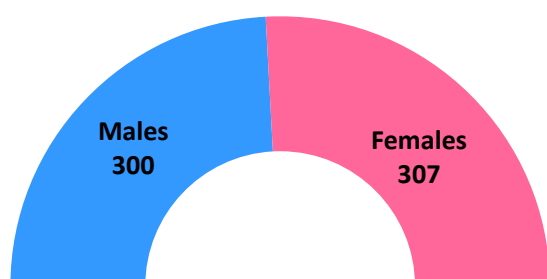
With regards to the number of registered deaths, there was a rise of **30 percent** moving from **656** deaths in Q2 of 2021 to **855** deaths in the equivalent Q2 of 2022.

Table 1: Monthly Population Change

Month	Births	Deaths	Natural Increase
April	165	293	(128)
May	173	275	(102)
June	269	287	9
TOTAL	607	855	(248)

Table 2: Quarterly Population Change

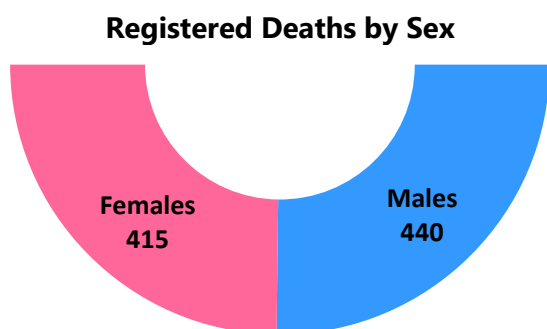
	Male	Female	Total
Estimated Population Q1 2022	130,042	139,090	269,132
Births	300	307	607
Deaths	440	415	855
Estimated Population Q2 2022 (*)	129,808	138,851	268,659



Registered Births by Sex

Figure 2

For the second quarter in 2022, female registered births - **307** exceeded males by 7 (**300**); similarly, in the same quarter of 2021, **267** females were registered coupled with **260** males.



Registered Deaths by Sex

Figure 3

Registered deaths in the period under review for 2022 were reported as follows: males – **440** and females – **415**. Both males and females increased by **28.3 percent** and **32.6 percent**, respectively with regards to deaths in the second quarter of 2021.

Table: 3 Births by Age of Mother and Father

	2022		2021	
Age Group	Age of Mother	Age of Father	Age of Mother	Age of Father
19 and Under	32	6	32	8
20 - 29	290	148	235	171
30 - 39	250	241	234	225
40 - 49	33	90	23	97
50 - 59	2	24	0	17
60 - 69	0	2	0	0
70-79	0	0	0	0
Not Stated	0	96	3	9

The greatest number of births registered was recorded with respect to the age of the mother was in the 20-29 age group, **290**, a rise from **235** in the period under review of 2021.

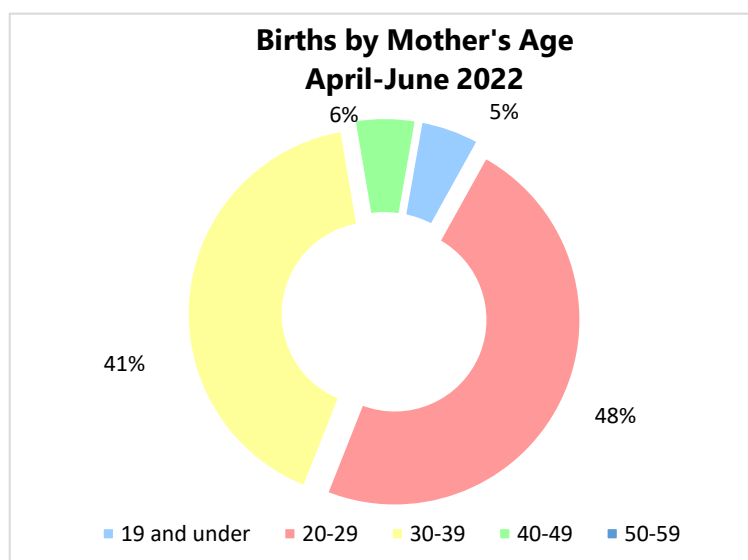
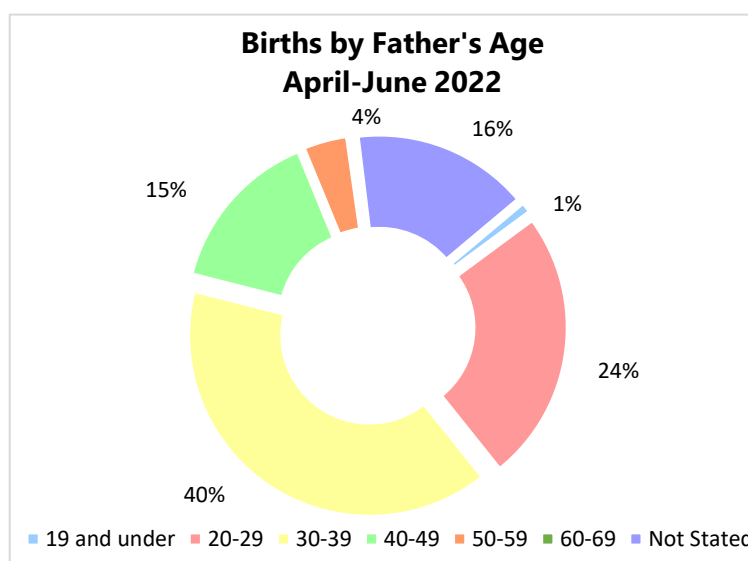
The next age group that had a large number of births was the 30 -39, with **250** in 2022 and **234** in 2021.

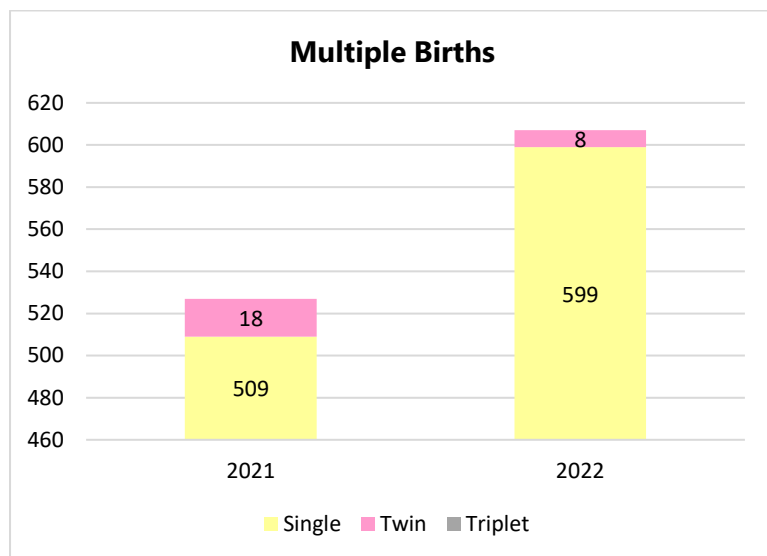
For the period April to May 2022, the youngest mothers were **15 years**, followed by **16 year olds**, while the oldest mother noted is **57 years**.

In 2021, the age of youngest mother was lower than that of 2022, **12 years**; but it should be noted that the oldest mother registered in 2021 was younger than the one recorded in 2022 – **48 years**.

On the other hand, a **17 year old**, was logged as the youngest father for the period in 2022; conversely, the oldest was **61 years**

For 2021, the oldest father was **59 years**, while the youngest was **18 years** old.


Figure 4

Figure 5



An increase was noted in the number of single babies registered in the period under review.

The number of twins declined in 2022 to **8** from **18** in the second quarter of 2021.

There were no triplets born in either year.

Figure 6

Quarter 2 of 2022 saw expansions in the number of births for all parishes except for St. Lucy and St. Andrew, which recorded contractions of **3** and **10**, respectively.

The parish with the most births was St. Michael (**227**) and conversely, St. Andrew registered the least (**7**).

The largest increases in the number of births were noted in St. Michael and Christ Church with **29.7 percent** and **17.6 percent** respectively.

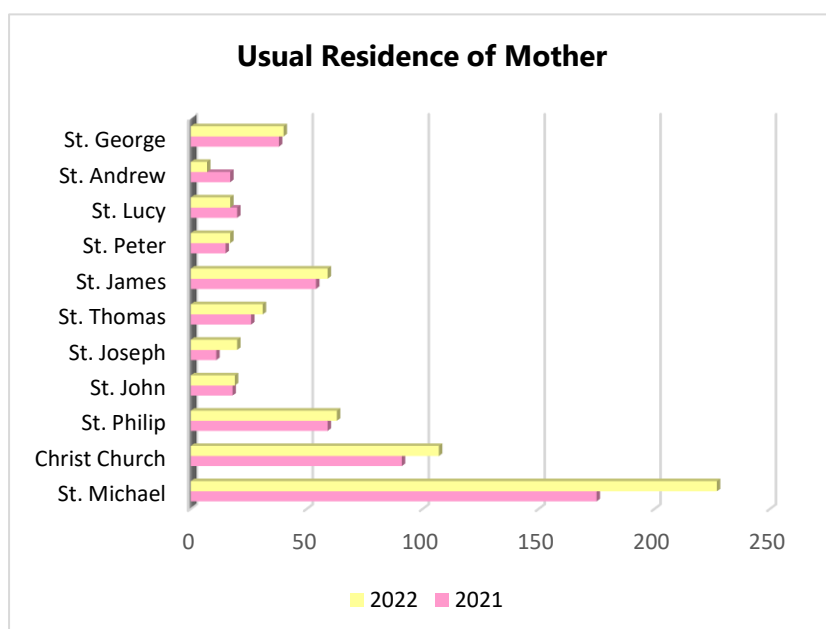


Figure 7

Table: 4 Live Births vs Still-Borns

	Q2 2021	Q2 2022
Live Births	527	606
Still-Borns	0	1
Total	527	607

1 still-born was recorded in the second quarter of 2022, while there were **0** noted in the equivalent period of 2021.

An expansion of **30.3 percent** was noted in deaths recorded for the period under review.

The average age of death during the period was **75.6** years.

In April to June 2022, the larger number of deaths was attributed to males – **440**, when compared to **415 females**; whereas in the same period for 2021, **343** males and **313** females passed away.

The age group with the largest number of registered births was the **80-89 (211)**, followed by the **70-79** age category (**194**).

The oldest person passing away in the review period was **105 years**.

With regards to marital status in 2022, single persons accounted for **36.7 percent** of all deaths, followed by married which stood at **24.6 percent**.

St. Michael, had the largest number of registered deaths – **292** for quarter two of 2022. However, the least number of deaths recorded in the same period of 2022 was **St. Andrew (13)**, followed by **St. Joseph** with **14**.

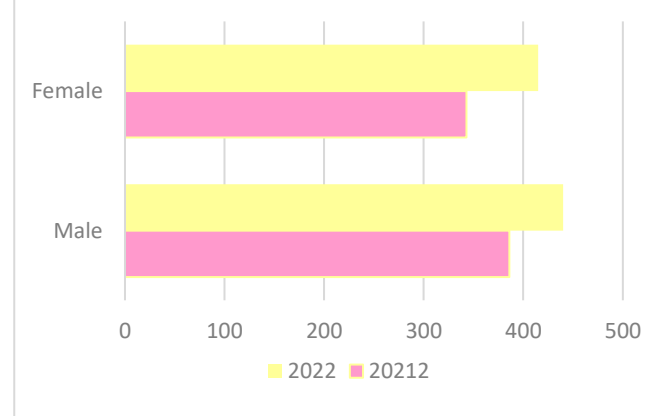
Table: 6 Deaths by Residence

Parish	2022	2021
St. Michael	292	222
Christ Church	178	123
St. Philip	94	61
St. John	30	20
St. Joseph	14	16
St. Thomas	33	32
St. James	60	59
St. Peter	35	31
St. Lucy	41	23
St. Andrew	13	19
St. George	60	49
Not Stated	5	1
TOTAL	855	656

Table: 5 Deaths by Age Group

Age Group	2022	2021
9 and Under	4	4
10-19	2	6
20-29	11	7
30-39	19	15
40-49	36	32
50-59	67	65
60-69	156	108
70-79	194	147
80-89	211	158
90-99	139	100
100-109	15	14
Not Stated	1	0
TOTAL	855	656

Deaths by Sex



**Deaths by Marital Status
April - June 2022**

