

Births and Deaths Report Q4 2022

Ratio of Births to Deaths Q4 2022

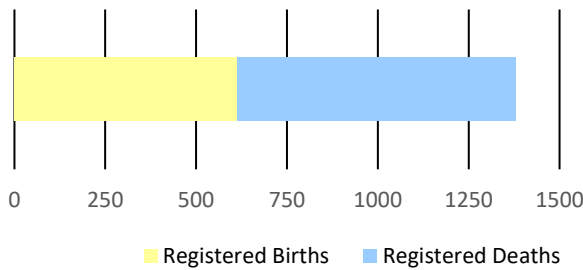


Figure 1

The fourth quarter of 2022 recorded a contraction in registered births by **5.7 percent** moving from **649** in 2021 to **612** in 2022. The increase albeit small in the number of births with regards to females **1.0 percent** was significantly outweighed by the decrease noted in the number of males **11.4 percent**.

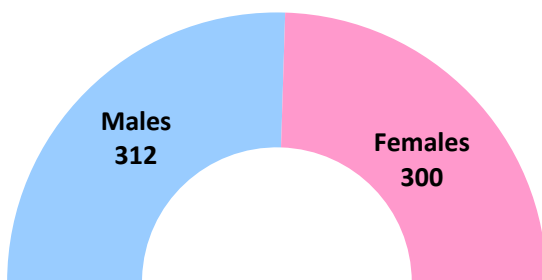
The number of registered deaths also showed a decline **14.5 percent** for the period under review. Both males and females recorded fall-offs of **16.3 percent** and **12.5 percent**, respectively.

Table 1: Monthly Population Change

Month	Births	Deaths	Natural Increase
October	220	277	(57)
November	197	238	(41)
December	195	252	(57)
TOTAL	612	767	(155)

Table 2: Quarterly Population Change

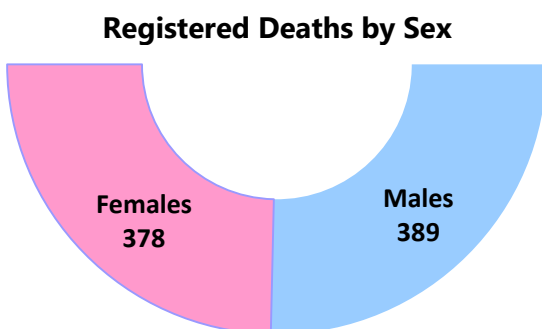
	Male	Female	Total
Estimated Population at Q3 2022	129,585	138,626	268,211
Births	312	300	612
Deaths	389	378	767
Estimated Population at Q4 2022	129,414	138,417	267,831



Registered Births by Sex

Figure 2

During the fourth quarter in 2022, there were **300** female registered births and **312** males; conversely, in the equivalent quarter of 2021, **352** males were registered when compared to the **297** females.



Registered Deaths by Sex

Figure 3

Registered deaths in the period under review for 2022 were reported as follows: males – **389** and females – **378**.

Table: 3 Births by Age of Mother and Father

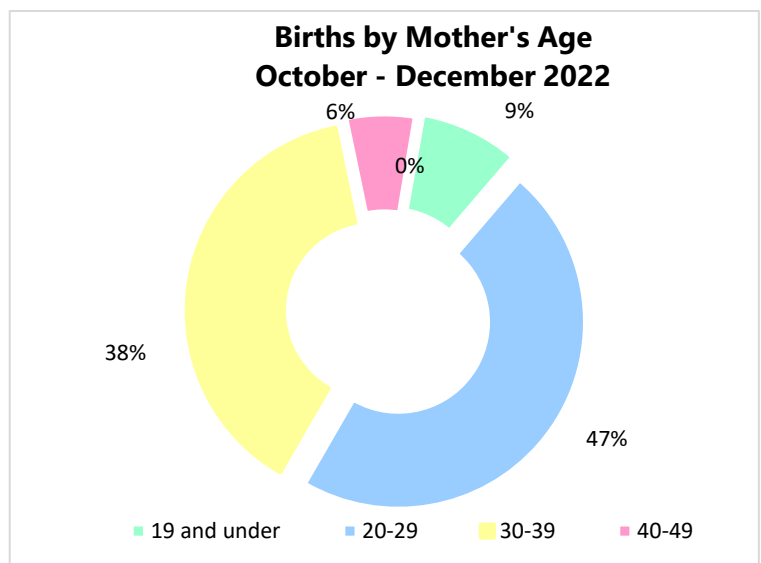
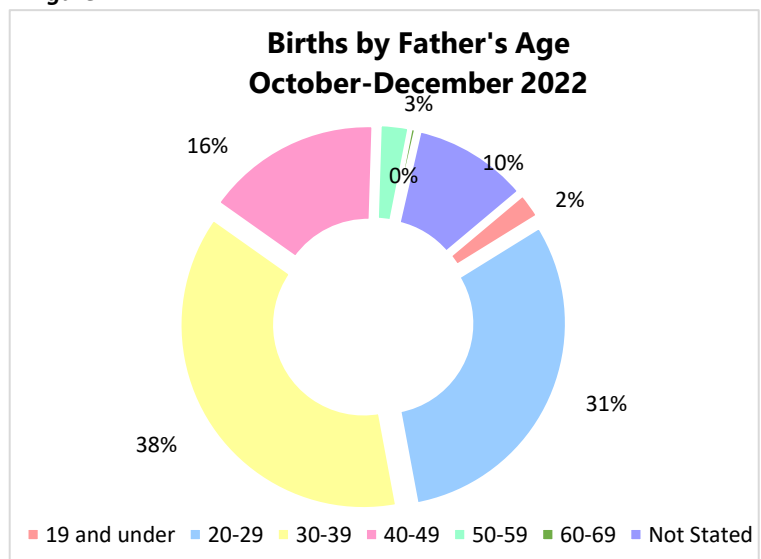
	Q4 2022		Q4 2021	
Age Group	Age of Mother	Age of Father	Age of Mother	Age of Father
19 and Under	52	14	46	14
20 - 29	288	189	291	208
30 - 39	235	231	263	266
40 - 49	36	100	49	117
50 - 59	0	16	0	22
60 - 69	0	3	0	2
Not Stated	1	63	0	20

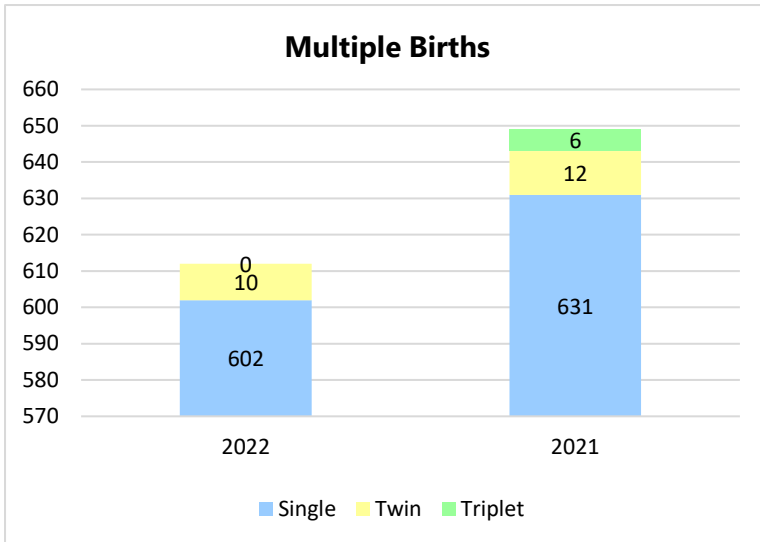
The average age of a mother giving birth was **28.6** years, with **47.1 percent (288)** of the births coming from mothers in the 20-29 age-group.

The number of births from mothers in the 19 and under age group increased from **46** in the final quarter of **2021** to **52** in the equivalent period of 2022.

For the period October to December 2022, the two (2) youngest mothers were **15 years**, while the oldest mother registered was **46 years**, compared to **52**, one year before. In 2021, the youngest mother at that time was **14 years old**.

There was one **15 year old** registered as the youngest father in 2022, while the oldest was **64 years**. The oldest father for 2021 was noted also at **64 years**, while there were four **18 years olds** recorded as the youngest.


Figure 4

Figure 5



A contraction was noted in the number of single babies registered in the review period, moving from **631** in 2021 to **602**, representing a **4.6 percent** decrease.

The number of twins also fell in 2022 to **10** from **12** in the final quarter of 2021.

There were **0** triplets born in the period under review in 2022.

Figure 6

Increases in births were noted in six (6) of the eleven parishes for the final quarter of 2022, when compared to decreases in eight (8) for the same period in 2021.

The number of babies from St. Michael rose to **215 (3.4 percent)**.

The number of babies for the quarter under review born in St. Joseph, St. Peter and St. George all expanded by **46.2 percent, 13.3 percent** and **2.1 percent**, respectively.

St. Philip and St. James babies remained constant at **64** and **50**, in that order.

The least number of babies were recorded in St. Andrew at **7**.

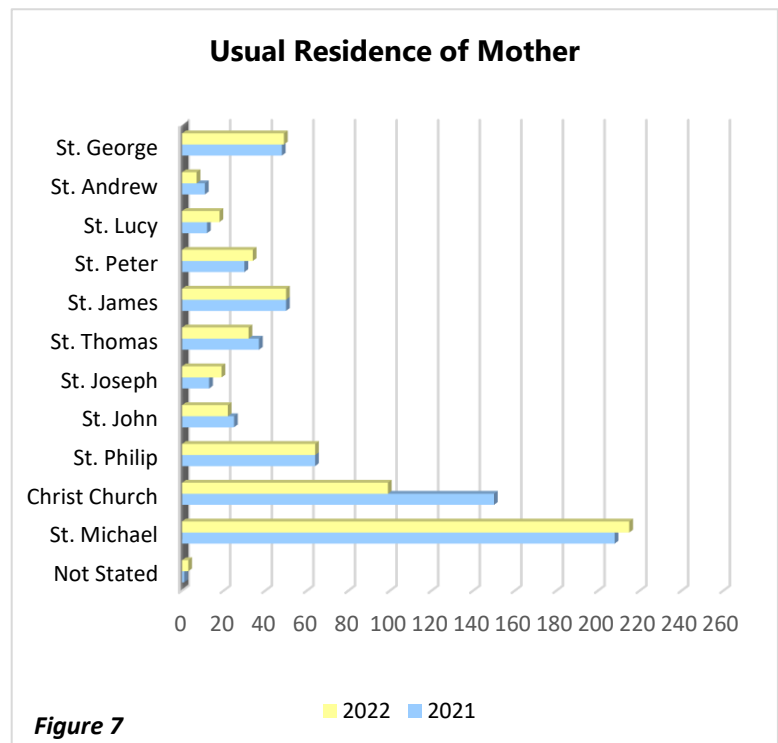


Figure 7

Table: 4 Live Births vs Still-Borns

	Q4 2022	Q4 2021
Live Births	608	648
Still-Borns	4	1
Total	649	649

There were **4** still-borns recorded in the fourth quarter of 2022, up from the **1** recorded in the same period one year prior.

During the period under review, the number of deaths fell by **14.5 percent** from **897** in 2021 to **767** in 2022.

The average age of death during the period was **73.03** years.

The highest total contraction in registered deaths was seen in the **60-69** age group (**49 persons**), while the only increases were recorded in the **40-49** age group (**2 persons**) and **10-19** and **20-29** age categories (**1 person** each).

For the fourth quarter of 2022, the larger number of deaths was attributed to males (**389**), when compared to **378** females registered; whereas in the same period for 2021, **465** males passed away, along with **431** females.

In terms of marital status in the last quarter of 2022, single persons accounted for **38.1 percent** of all deaths, followed by married which stood at **24.9 percent**.

For both years, **St. Michael**, had the largest number of registered deaths – **267** in 2022 and **340** for 2021. The least number of deaths recorded in 2022 was in St. Andrew – **12**, while in 2020 it was St. Joseph, with **16**.

Table: 5 Deaths by Age Group

Age Group	2022	2021
9 and Under	1	7
10-19	4	3
20-29	13	12
30-39	25	26
40-49	34	32
50-59	67	89
60-69	127	176
70-79	176	195
80-89	200	208
90-99	108	138
100-109	8	11
Not Stated	4	0

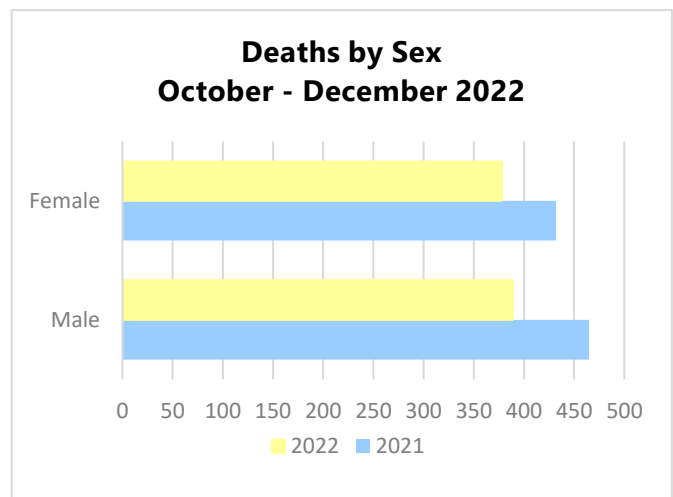


Table: 6 Deaths by Residence

Parish	2022	2021
St. Michael	267	340
Christ Church	161	164
St. Philip	70	92
St. John	29	28
St. Joseph	15	16
St. Thomas	30	34
St. James	61	72
St. Peter	32	36
St. Lucy	21	27
St. Andrew	12	19
St. George	66	56
Not Stated	3	13

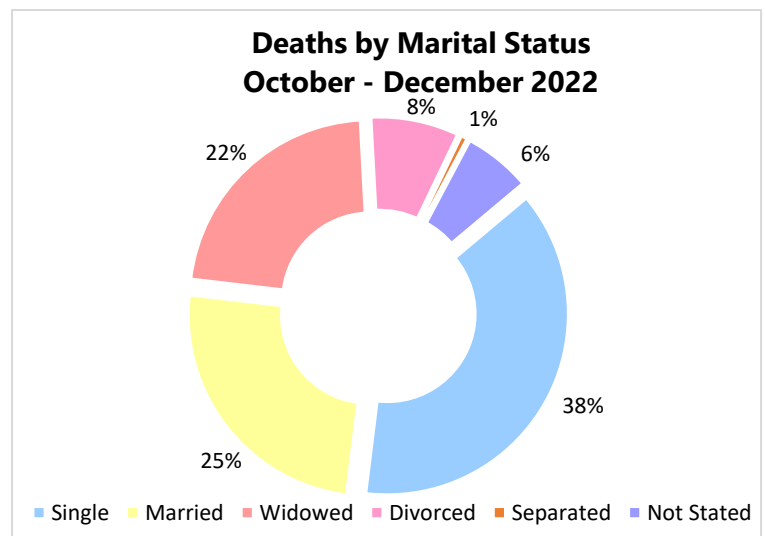


Figure 9