

# Births and Deaths Report Q4 2001

**Ratio of Births to Deaths  
Q4 2001**

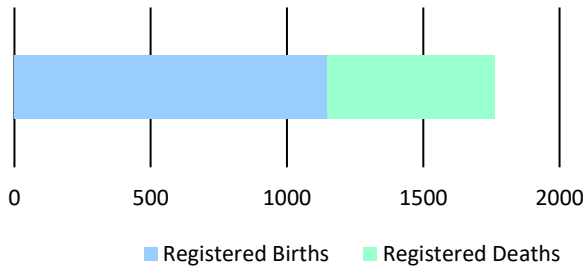


Figure 1

Births for the fourth quarter of 2001 were recorded as **1,147**. The number of births with regards to males were higher than that of the females which is similar to that in the corresponding quarter of 2000. A reduction of **1.6 percent** was seen in the comparison.

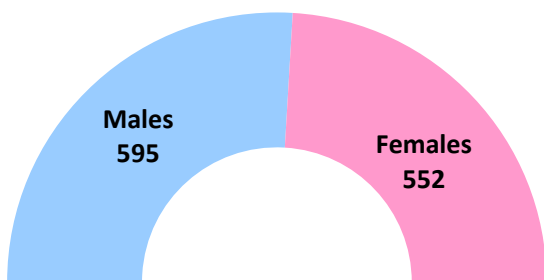
The number of registered deaths were **614** for the period under review. An increase of **82** or **15.4 percent** was seen in contrast with the corresponding quarter in 2000.

**Table 1: Monthly Population Change**

Month	Births	Deaths	Natural Increase
October	421	212	209
November	407	213	194
December	319	189	130
<b>TOTAL</b>	<b>1,147</b>	<b>614</b>	<b>533</b>

**Table 2: Quarterly Population Change**

	Male	Female	Total
<b>Estimated Population at Q3 2001</b>	129,927	140,051	<b>269,978</b>
Births	595	552	1,147
Deaths	299	315	614
<b>Estimated Population at Q4 2001</b>	<b>130,154</b>	<b>140,210</b>	<b>270,364</b>



**Registered Births by Sex**

Figure 2

For the fourth quarter in 2001, there were **552** female registered births and **595** males.

**Registered Deaths by Sex**

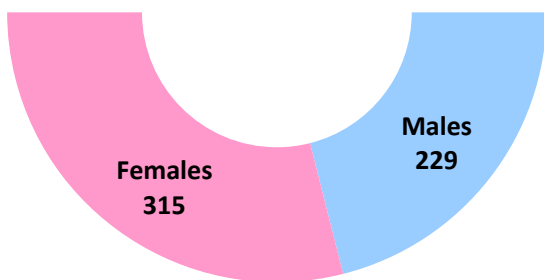


Figure 3

Registered deaths in the period under review for 2001 were reported as follows: **299** males and **315** females.

**Table: 3 Births by Age of Mother and Father**

Age Group	Q4 2001		Q4 2000	
	Number of Mothers	Number of Fathers	Number of Mothers	Number of Fathers
19 and Under	180	37	168	28
20 - 29	537	471	588	483
30 - 39	385	469	373	486
40 - 49	28	121	36	143
50 - 59	0	20	1	19
60 - 69	0	2	0	2
Not Stated	17	27	0	5
<b>TOTAL</b>	<b>1,147</b>	<b>1,147</b>	<b>1,166</b>	<b>1,166</b>

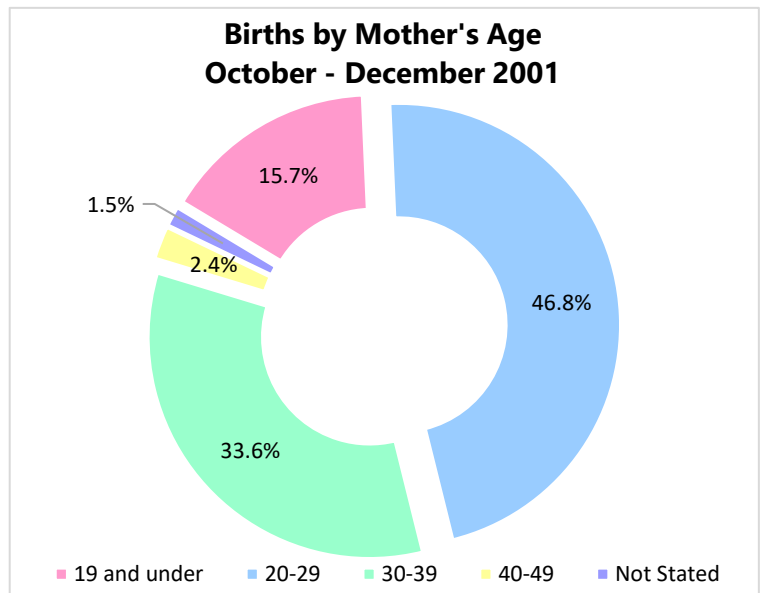
The average age of a mother giving birth was **26.9** years, with **46.8 percent (537)** of the births coming from mothers in the 20-29 age group.

Conversely, the average age of a father **31.1** years, with **41.1 percent (471)** being a part of the 20-29 age group, closely followed by **40.9 percent (469)** in the 30-39 age group.

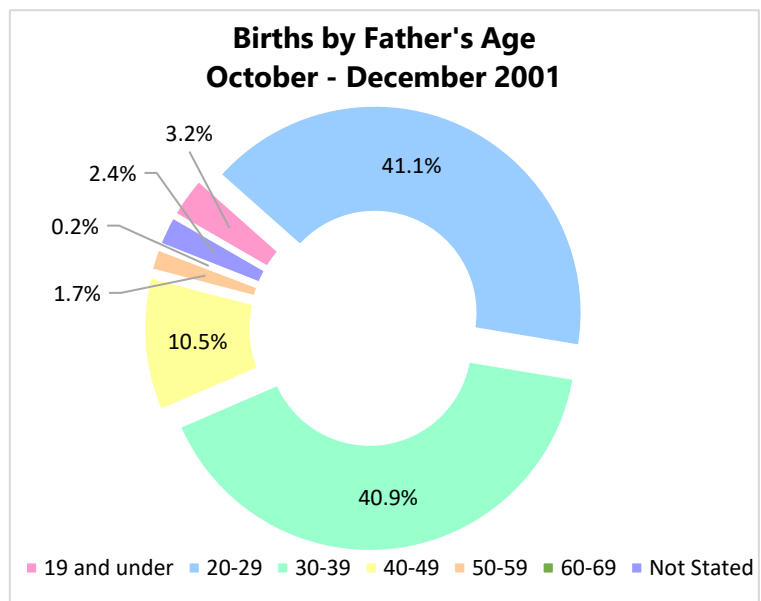
The number of mothers and fathers in the 19 and under grouping were recorded as **180** and **37** respectively.

For the period October to December 2001, the youngest mothers were two **14 year olds**, while the oldest mother was **44 years**, **six years** younger than the previous year.

The oldest fathers were one **69 year old** and one **61 year old**. The youngest fathers were recorded as twelve **17 year olds**.



**Figure 4**



**Figure 5**

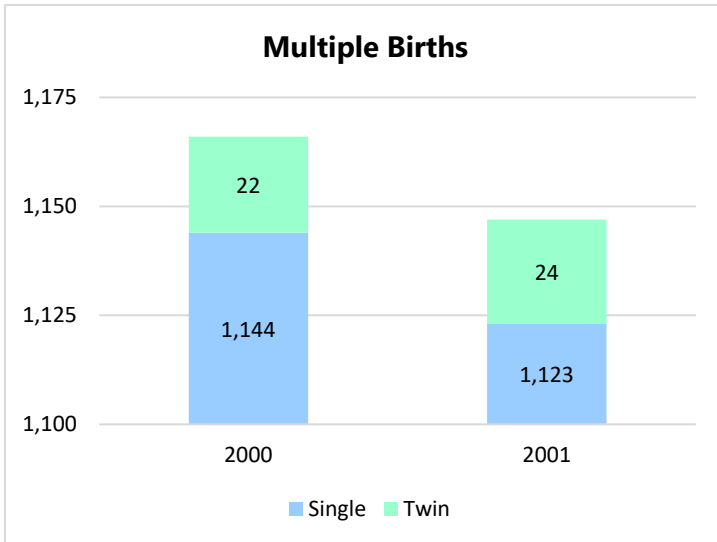


Figure 6

**1,123** single births were recorded in the period under review which shows a reduction of **1.8 percent**.

The number of sets of twins were registered as **12, one** more than the previous year. These represented **24** and **22** babies respectively.

No triplets were born in the period under review in 2001.

The most babies came from mothers residing in the parish of St. Michael – **409 (35.7 percent)**.

The least number of babies recorded were from the parish of St. Joseph – **27**.

The number of babies for the quarter under review born in St. John and St. Andrew were **34** and **37** respectively.

Christ Church and St. Philip babies represented a total of **24.7 percent** of total births for this quarter, being **189** and **94** correspondingly.

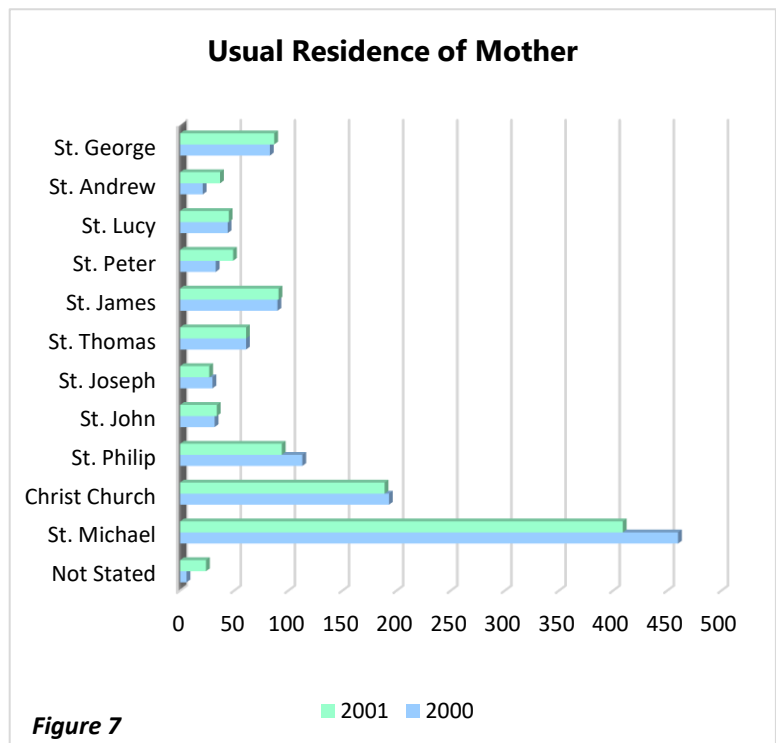


Figure 7

Table: 4 Live Births vs Still-Born

	Q4 2001	Q4 2000
Live Births	1,144	1,162
Still-Born	3	4
<b>TOTAL</b>	<b>1,147</b>	<b>1,166</b>

There were **3** still-born births recorded in the fourth quarter of 2001, **one** less than the corresponding quarter in the previous year.

The average age of death during the period was **69.1** years.

For the period under review, the highest number of registered deaths were seen in the **80-89** age group which represented **27.7 percent**, followed by **70-79** age group (**20.4 percent**).

For the fourth quarter of 2001, females deaths – **315** surpassed males deaths – **299**.

With respect to marital statuses in the last quarter of 2001, the single category represented **34.5 percent** followed by married (**27.7 percent**) and widowed (**23.6 percent**).

**St. Michael**, had the largest number of registered deaths – **245**. However, the least number of deaths recorded in the last quarter of 2001 were in St. Andrew – **12**, St. Thomas – **17** and St. Joseph – **18**.

**Table: 5 Deaths by Age Group**

Age Group	2001	2000
9 and Under	29	19
10-19	3	4
20-29	16	16
30-39	25	25
40-49	41	18
50-59	34	45
60-69	68	63
70-79	125	117
80-89	170	153
90-99	80	50
100-109	8	8
Not Stated	15	14
<b>TOTAL</b>	<b>614</b>	<b>532</b>

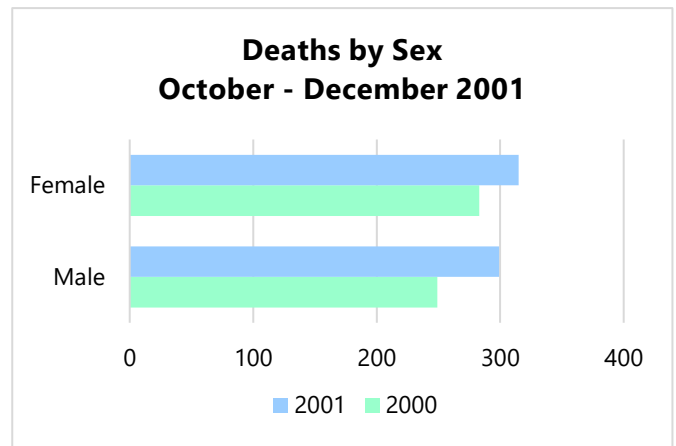


Figure 8

**Table: 6 Deaths by Residence**

Parish	2001	2000
St. Michael	245	215
Christ Church	112	98
St. Philip	46	41
St. John	20	19
St. Joseph	18	15
St. Thomas	17	30
St. James	53	38
St. Peter	29	20
St. Lucy	21	18
St. Andrew	12	10
St. George	34	24
Not Stated	7	4
<b>TOTAL</b>	<b>614</b>	<b>532</b>

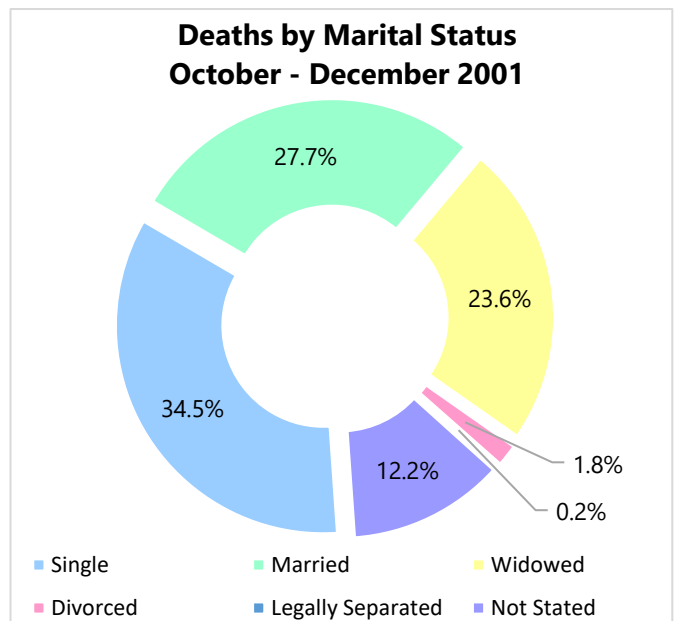


Figure 9